


OpenLearn

MOU_1 Introducing multidisciplinary study at The
Open University



Introducing multidisciplinary study at The Open University



This item contains selected online content. It is for use alongside, not as a replacement for the module website, which is the primary study format and contains activities and resources that cannot be replicated in the printed versions.

This publication forms part of the Open University module [MOU_1 - Introducing multidisciplinary study at The Open University](#). Details of this and other Open University modules can be obtained from Student Recruitment, The Open University, PO Box 197, Milton Keynes MK7 6BJ, United Kingdom (tel. +44 (0)300 303 5303; email general-enquiries@open.ac.uk). Alternatively, you may visit the Open University website at www.open.ac.uk where you can learn more about the wide range of modules and packs offered at all levels by The Open University.

The Open University,
Walton Hall, Milton Keynes
MK7 6AA

First published 2023.

Unless otherwise stated, copyright © 2023 The Open University, all rights reserved.

All rights reserved. No part of this publication may be reproduced, stored in a retrieval system, transmitted or utilised in any form or by any means, electronic, mechanical, photocopying, recording or otherwise, without written permission from the publisher or a licence from The Copyright Licensing Agency Ltd. Details of such licences (for reprographic reproduction) may be obtained from: The Copyright Licensing Agency Ltd, 5th Floor, Shackleton House, 4 Battle Bridge Lane, London, SE1 2HX (website www.cla.co.uk).

Open University materials may also be made available in electronic formats for use by students of the University. All rights, including copyright and related rights and database rights, in electronic materials and their contents are owned by or licensed to The Open University, or otherwise used by The Open University as permitted by applicable law.

In using electronic materials and their contents you agree that your use will be solely for the purposes of following an Open University course of study or otherwise as licensed by The Open University or its assigns.

Except as permitted above you undertake not to copy, store in any medium (including electronic storage or use in a website), distribute, transmit or retransmit, broadcast, modify or show in public such electronic materials in whole or in part without the prior written consent of The Open University or in accordance with the Copyright, Designs and Patents Act 1988.

Edited and designed by The Open University.

Contents

Introduction	5
1 Welcome to your Open qualification	7
2 Finding your way around	9
3 Planning your studies	11
3.1 Open YXM modules	13
4 Community and belonging	15
5 Career development and planning for your future	17
6 End-of-course quiz	20
Conclusion	21
Acknowledgements	22

Introduction

Our Open qualifications are one of the most popular pathways of study at The Open University (OU). These qualifications allow you to combine different subjects in your qualification, enabling you to see how they can relate, connect and even influence each other. This is also known as multidisciplinary study.

There are a number of modules and qualifications at the OU which support multidisciplinary study from the Social Sciences, Arts and Sciences curriculum areas. However, for this course, we're focusing on the Open qualifications which are the OU's most flexible qualifications. The Open qualifications include:

- BA/BSc (Hons) Open degree
- BSc (Hons) Combined STEM degree
- MA/MSc Open

Activity 1

Watch our short animation introducing our qualifications. What are your first impressions? What do you think the value of qualifications like these are?

Video content is not available in this format.

Video 1: The Open qualifications



Provide your answer...

Discussion

This type of study enables students to draw on the skills, knowledge and expertise of different subjects and is said to be the future of learning. Being able to understand and analyse a project or problem from a number of viewpoints or through different

lenses can generate creative solutions to some of the world's most challenging problems, like climate change or poverty.

1 Welcome to your Open qualification

Did you know the Open degree was the OU's first degree and it was called a 'General BA'? It was the precursor to the BA/BSc (Hons) Open degree that we know today. The Open degree was the only degree programme awarded at the OU until the 2000s which is when named degrees were introduced. The BSc Combined STEM degree was introduced in 2017 due to student demand for an interdisciplinary Science, Technology, Engineering and Mathematics degree and the MA/MSc Open is our most recent addition at postgraduate level.

You can learn more about the history of the Open qualifications by visiting the [Open digital exhibition](#).

Activity 2

Choose two sections of the digital archive to read. Which sections did you choose and why?

Provide your answer...

Discussion

We hope you enjoyed finding out a little more about the Open qualifications, innovative curriculum design, the value of multidisciplinary study or being a brave learner.

Open qualifications provide the opportunity to choose from a range of different subjects, allowing you to learn in different ways and to develop a wide range of skills. At other universities, multidisciplinary qualifications may include combined honours, joint honours and interdisciplinary degrees. To refresh your knowledge about Open qualifications visit the online prospectus pages for each qualification:

- [BA/BSc Open](#)
- [Combined STEM BSc](#)
- [MA/MSc Open](#)

Reflection

Why did you/would you choose an Open qualification?

Provide your answer...

Discussion

You may have said it's because you wanted to tailor your modules to suit your career or personal interests or perhaps you decided to change to an Open qualification part-way through your studies because you found another subject which excited you. Whatever your reasons for combining different subjects from across the curriculum, we're delighted you're studying an Open qualification and are able to benefit from combining different subjects!

2 Finding your way around



Figure 1: Create your own path

You can find lots of information about your Open qualification through the Open qualification study websites. There are five different dropdown tabs for you to explore on these sites:

- Connect
- Discover
- Skills
- Plan
- Succeed

Here you can access resources to help connect with other students also studying Open qualifications, discover what subjects are available with links to faculty specific information and guidance relevant to your module selection, explore the skills you need, plan your qualification and find out what happens when you succeed.

The qualifications site has an online room where drop-in sessions and workshops are held on employability, choosing your next module and referencing and there are even opportunities to chat with the team who support the Open qualifications.

You can find the qualification study sites here:

- [BA/BSc Open degree website](#)
- [Combined STEM website](#)
- [MA/MSc Open website](#)

Registered students with the OU can also access the qualification sites via their StudentHome page by clicking on the Study tab.

Activity 3

Go to the qualification study site for your Open qualification and spend 15 minutes having a look around. Note down here what you spent the most time looking at and why.

Provide your answer...

Discussion

We hope you found the Open qualifications site useful. It's a really important resource to support students and we want to make sure all Open qualification students know where to find it.

The Open qualification study sites are in addition to your module specific website, TutorHome and remember there's the HelpCentre which also has useful information to support your studies.

3 Planning your studies

CHOOSE THE PATH
OF GREATEST INTEREST



Figure 2: Choose the greatest path of interest

The Open qualifications provide you with the opportunity to study any subject(s) you like in many combinations; Figure 3 shows some of the subject areas offered.

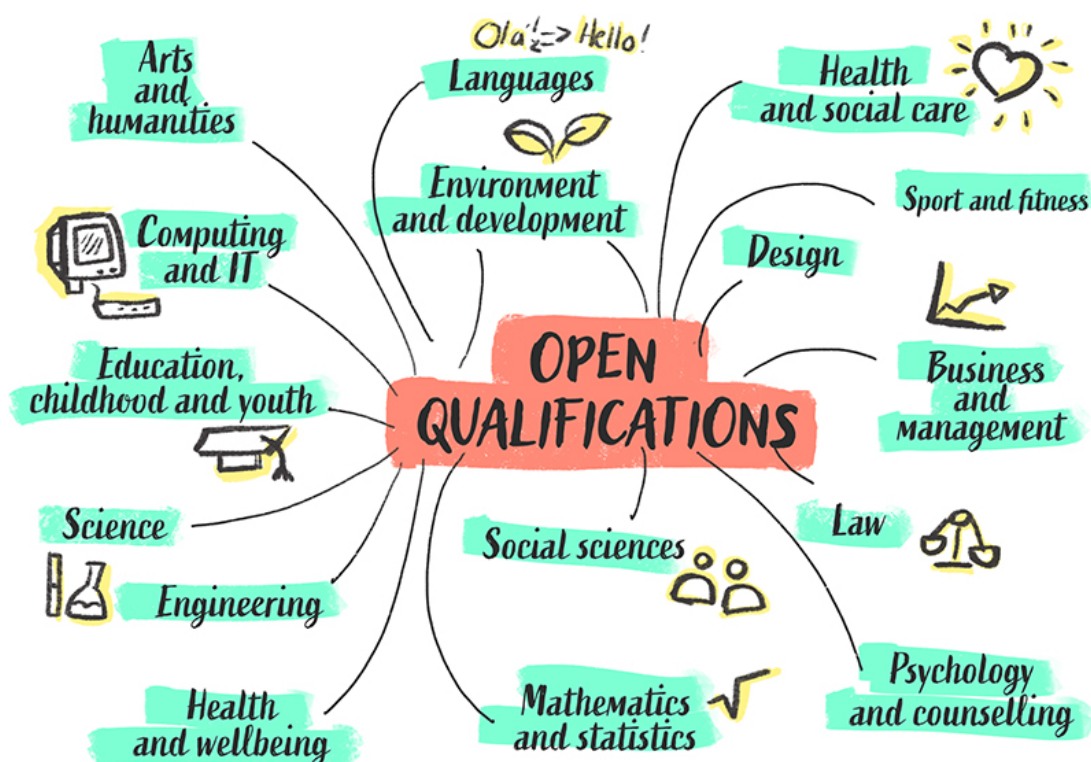


Figure 3: The Open qualifications subject areas

However, it is still important to choose your modules carefully because with so many modules to choose from, we appreciate it can be difficult to know where to start!

We recommend your first step is to explore the information on the Open qualifications study sites which have a section of resources to help you plan your study and choose your modules, at all stages of your qualification. You can find these resources on the Plan tab (Plan your qualification) here:

- [BA/BSc Open degree website](#)
- [Combined STEM website](#)
- [MA/MSc Open website](#)

These pages are designed to help and support you to plan ahead so you are in the best place to do well. Ensuring you have a good foundation in the earlier stages of your study will place you in a strong position to succeed.

Activity 4

Spend 10 minutes reading the section on Plan your qualification on the appropriate qualification site and see if you can map out the subjects you'd like to study or, if you're considering studying at Masters level, have a look at the different study routes and find the one that fits with your interests and aspirations.

Provide your answer...

Discussion

What you've written will be individual to your needs and interests. Hopefully this activity got you thinking about what modules or study route you're interested in, but also when the modules start, what prerequisite knowledge you might need (what previous modules you need to have studied) and how your qualification fits together.

You can also seek individualised information, advice and guidance from your Student Support Team (SST). Our Student Support Teams are specialists made up of experienced academics, educational advisers and other staff with subject-specific expertise. They can provide advice and guidance both on module choice and on qualification planning.

If there is a specific subject area you would like to concentrate your study on, they can help ensure you include the necessary pre-requisite modules to help you succeed in the later stages of your qualification. If you decide to change direction in your subject areas, they can help with module choice and preparation.

We understand students' interests and aims can change over time and that's ok. We can work with you to adapt your study plans and ensure your focus is in line with new goals. The flexibility of the Open qualification means you have the ability to change your plans and our SSTs are always on hand to help guide you.

3.1 Open YXM modules

Did you know we also offer Open modules which you can count towards your Open qualification? These modules are unique and allow students to personalise their study. Currently there are two Open modules:

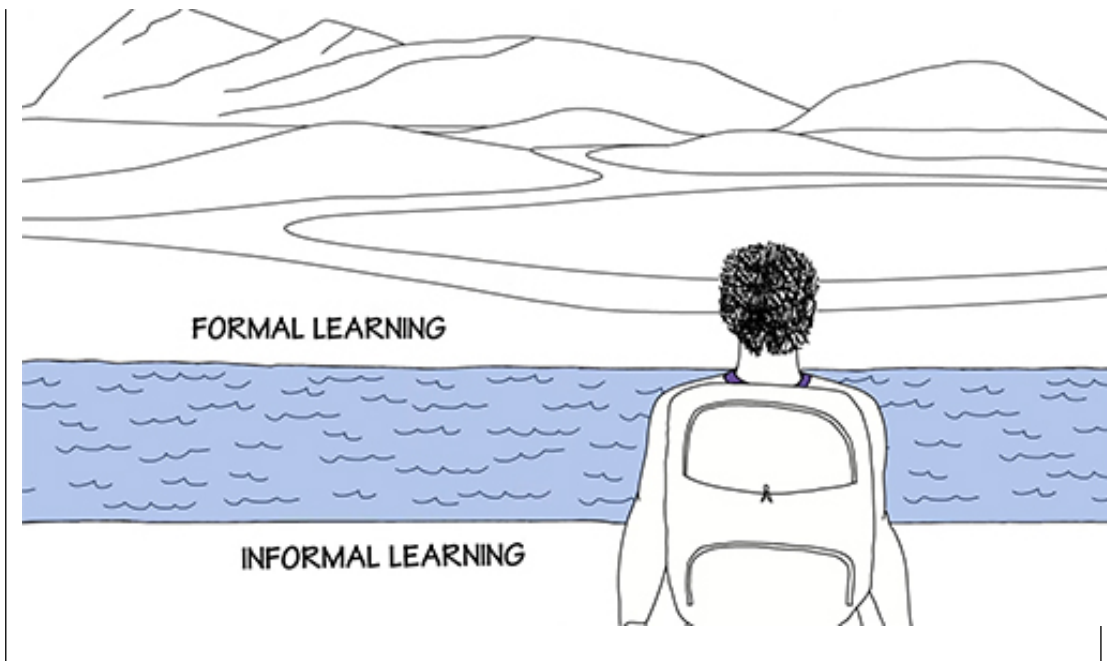
- Undergraduate module: Making your learning count (YXM130)
- Postgraduate module: Advance your independent learning (YXM830)

YXM130 is an OU Level 1 module that allows you to count different forms of study, like OpenLearn courses (including this one), professional qualifications, Coursera and other Open Educational Resources (OERs) towards a formal OU qualification, including the Open degree. You can find out a little more about YXM130 by visiting [here](#) and by watching the short animation below.

The range of options for building your YXM130 study is endless. To help with the choices, the module team have created some [example study pathways](#) to see how you can create your own module.

Video content is not available in this format.

Video 2: Making your learning count



YXM830 is a postgraduate module which is personalised and offers the flexibility of exploring in depth a topic of your choice at Masters level. You can include YXM830 as part of a MA/MSc Open. This module also allows you to draw on different types of learning as a way of advancing your research skills. There's more on the module [here](#) and in this video:

Video content is not available in this format.

Video 3: Advance your independent learning



4 Community and belonging




Figure 4: Brave learners

Open qualifications bring together a diverse network of students with different backgrounds, motivations for study, interests and career aspirations. You may find you're one of a few students on your module studying for an Open qualification whilst other students are on a named degree pathway and so may have studied previous modules relating to that subject.

Studying an Open qualification makes you a brave learner as you're using your own knowledge and experience to direct your course of study. Whilst there are many benefits to this way of studying, we also recognise some of the challenges this might bring, including making decisions about what module to study next, adapting to different approaches in disciplines (such as referencing) or how to access timely advice and guidance. We support a virtual community of multidisciplinary students and have created opportunities for you to embrace the space between your modules to connect with other students, reflect on your study pathway and qualification aims.

You can connect with other students studying an Open qualification in various ways including via the student-led Facebook group [student forums](#), hosted on the qualification

subject site, where students can ask questions about module choices, pathways and module combinations.

[The Open Blog](#) celebrates the Open curriculum at the OU and has entries from students, our mental health advisor team, the student consultation group, careers service and many others, as well as the Open qualifications team. The blog highlights the reach of our Open qualifications community, its rich diversity and interest from others.

Finally, the Open qualifications team work closely with colleagues from [Student Hub Live \(SHL\)](#) which are a series of live, interactive events, to deliver informative, interesting and innovative sessions. Events run with the Open qualifications team can be found here:

- [What's in your \(Open\) box?](#)
- [#Your Degree Your Choice!](#)
- [Different Perspectives: Why talking across subjects sparks new ideas](#)
- [Different Perspectives: Exploring the big questions from different points of view](#)

Don't forget the [Open University Students Association](#) has a thriving community with several opportunities to get involved in their different interest groups.

Activity 5

Select one of these opportunities to engage with the wider Open community and explore it further. Note down some of the benefits engaging with the wider study community might bring you.

Provide your answer...

5 Career development and planning for your future

THE **OPEN** QUALIFICATIONS



Figure 5: Walk your own path

Part of your learning journey will include thinking about your future career choices and planning for your future. It is therefore important to consider and carry out research into career options. Studying across subjects helps you to bring together skills, knowledge and different perspectives which can help open up your career options. On the Qualification Sites there are specific resources under the Plan tab (Plan your career) here:

- [BA/BSc Open website](#)
- [BSc Combined STEM website](#)
- [MA/MSc Open website](#)

The Open qualifications site provides links to online career tools, such as FutureYOU, that can be used to identify careers based on your interests and skills. This tool is a personal space where you can reflect on your achievements and plan your future.

Activity 6

Watch the short video presenting FutureYOU and explore the resources and assets offered. Note down any skills that you might want to develop in your studies or areas for you to focus on.

Video content is not available in this format.

Video 4: FutureYOU



Provide your answer...

On the Qualification Sites you will find information from the Careers and Employability Services (CES) who can also support you with ensuring you're studying the right modules for your career aspirations.

Activity 7

Take the time to explore materials from the Careers and Employability Service (CES) on these sites. Knowing how to articulate your studies and qualification to employers and the combinations of subjects you have chosen is something students have said is an important skill. You can also explore resources to help produce CVs, learn more about employers and engage in forums.

These sites also include interesting case studies of students who have completed their Open qualification so you can see how they used their knowledge and skills to develop their careers.

To further support your understanding of multidisciplinary study and what this means for your career development and future planning, the Open qualifications team have created a short, badged OpenLearn course: '[Multidisciplinary study: the value and benefits](#)'.



Figure 6: Multidisciplinary study: the value and benefits

The course is interactive and features videos to explore what multidisciplinary study is, what you can gain by studying a multidisciplinary qualification and how it can benefit your career prospects. If you're interested in learning more about the benefits of multidisciplinary study you can find some great articles on OpenLearn too, including this article, '[What are the benefits of interdisciplinary study?](#)', written by Professor Martin Weller, Director of the Open Qualification . Other resources related to studying across subjects which you might find helpful can be found in this [interdisciplinary study collection](#).

Reflection

Where do you see yourself in five-years time? What steps do you need to put in place to help you to get where you want to be? What help or support do you need to help you along the way?

Provide your answer...

Discussion

Wherever you want to end up, having a plan to get you there is more likely to guarantee success of you achieving your goals. There are a number of resources, people and support materials to help you to make your goals realisable and we hope we've managed to signpost to some of those here.

6 End-of-course quiz

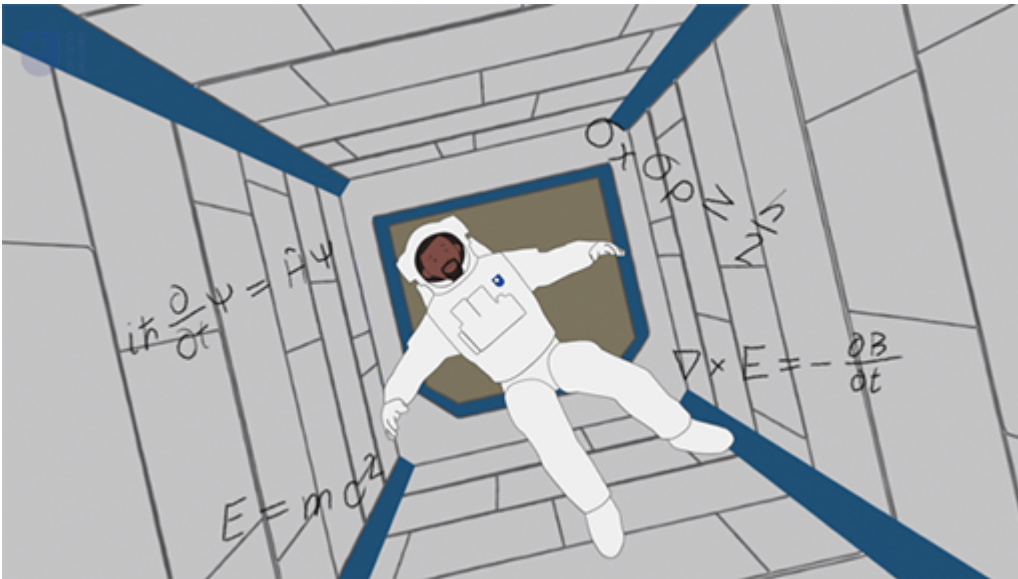
Now it's time to complete the compulsory badged quiz.

[End-of-course quiz](#)

Remember, this quiz counts towards your badge. If you're not successful the first time, you can attempt the quiz again in 24 hours.

Open the quiz in a new window or tab then come back here when you've finished.

Conclusion



Bringing together knowledge from different subjects, understanding how and where they cross over or influence each other can be exciting and daunting at the same time. Coupled with learning how to find your way around the wealth of information on the OU's systems, this can be challenging.

We hope your journey in this short course has gone some way to helping you to navigate some of these challenges and set you up to succeed in your studies.

Remember, with the Open qualifications the sky's the limit!

What will your Open qualification look like?

Acknowledgements

This free course was written by Rehana Awan with support from Jay Rixon and Mary Keys.

Except for third party materials and otherwise stated (see [terms and conditions](#)), this content is made available under a [Creative Commons Attribution-NonCommercial-ShareAlike 4.0 Licence](#) .

The material acknowledged below (and within the course) is Proprietary and used under licence (not subject to Creative Commons Licence). Grateful acknowledgement is made to the following sources for permission to reproduce material in this free course:

Course image

Course Image: Bryan Mathers, Visual Thinkery,
<https://creativecommons.org/licenses/by-nc-nd/4.0/>

Figures

Figures 1, 2, 4 and 5: Bryan Mathers, Visual Thinkery;
<https://creativecommons.org/licenses/by-nc-nd/4.0/>

Figure 6: DrAfter123/iStockphoto.com

Audio Visual

All videos © The Open University and its Licensors

Every effort has been made to contact copyright owners. If any have been inadvertently overlooked, the publishers will be pleased to make the necessary arrangements at the first opportunity.

Don't miss out

If reading this text has inspired you to learn more, you may be interested in joining the millions of people who discover our free learning resources and qualifications by visiting The Open University – www.open.edu/openlearn/free-courses.