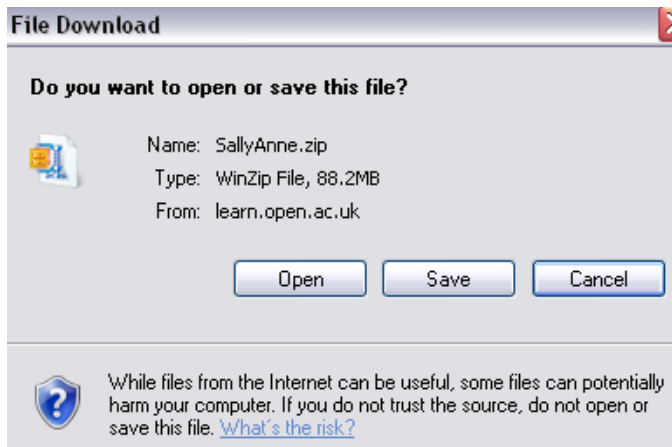


## Instructions for downloading the Sally-Anne Multimedia Activity

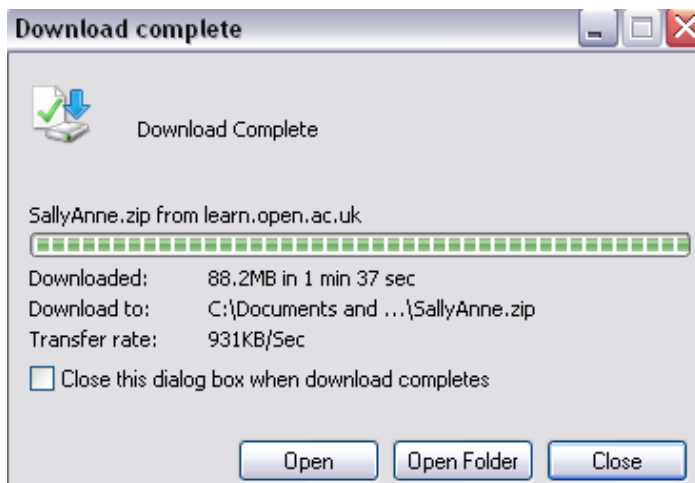
Instructions for downloading\*:

\* NB: Depending on which operating system and browser you use, the exact downloading process may work and look slightly different from the guide below, but the general principle should be similar.

1. Follow the link on the website to the downloadable activity, a dialogue box similar to the one below will appear.  
Click 'Save'. You will need to save this somewhere on your computer. Note: the activity may download directly to your Downloads folder.



2. Once this has downloaded a dialogue box similar to the one below will appear. Click 'Open Folder'.

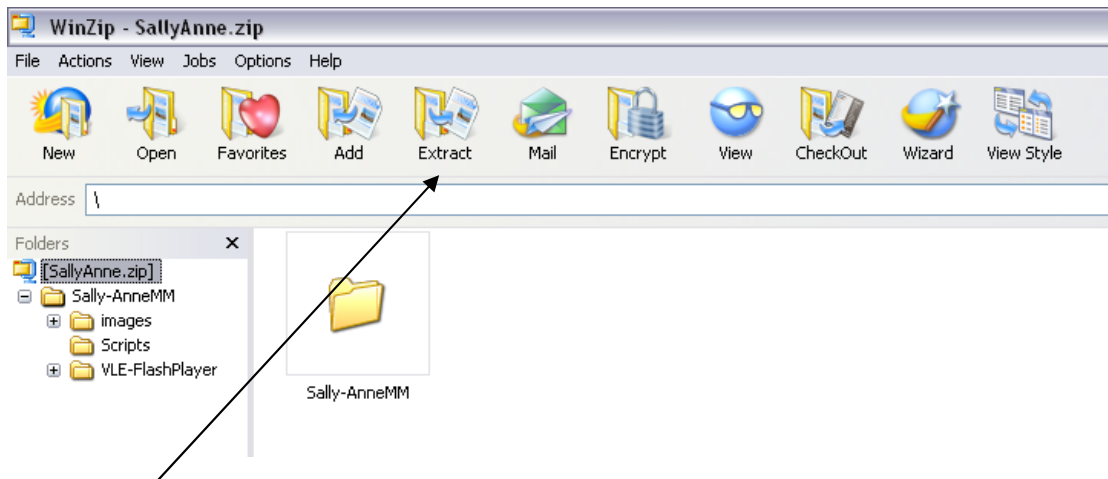


The folder where the zip file has been saved should now open. Double click the icon (see image below) to open the folder.



If the file downloaded with no prompting, open your Downloads folder and locate the zip file.

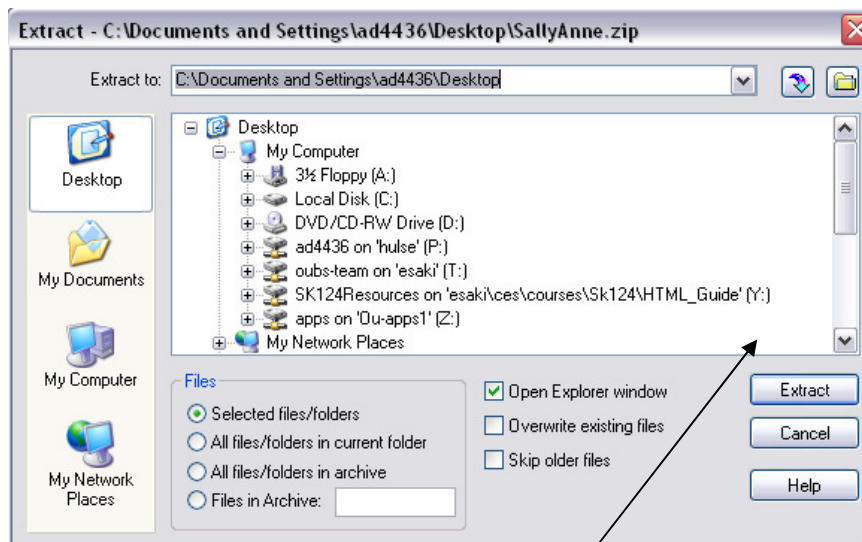
3. A page similar to the one below will open.



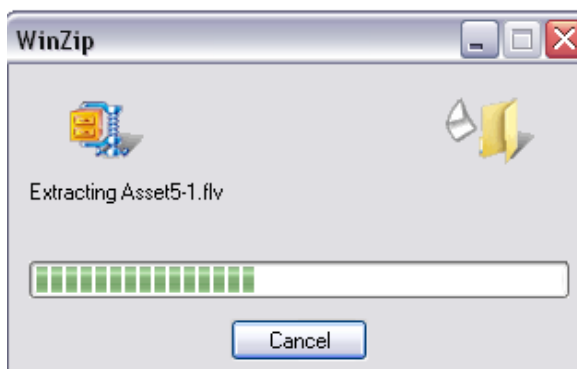
Click 'Extract' on the toolbar at the top.

Then a dialogue box similar to the one below will appear. You will now need to choose a location on your computer to extract the files to.

If you've located the zip file in your Downloads folder instead, right click the file and select Extract.



4. Once you have selected the location, click 'Extract', and a dialogue box similar to the one below will appear.



5. Once the files have been extracted a folder should appear, double click to open the folder (see image below).



6. Once you are in the folder you need to double click the file name '*index.html*' to access the activity (see image below):



7. The Sally-AnneMM folder is the only folder you will need to be able to access the activity in the future. You may delete the zip file once you have finalised saving the Sally-AnneMM folder to your computer.

8. Please Note:

These activities and any other electronic resources that have been supplied to you are protected by OU copyrights and are for study purposes only.

All rights, including copyright and related rights and database rights, in electronic course materials and their contents are owned by or licensed to The Open University, or otherwise used by The Open University as permitted by applicable law. In using electronic course materials and their contents you agree that your use will be solely for the purposes of study. Except as permitted above you undertake not to copy, store in any medium other than your own computer (including electronic storage or use in a website), distribute, transmit or retransmit, broadcast, modify or show in public such electronic materials in whole or in part without consent of The Open University or in accordance with the Copyright, Designs and Patents Act 1998.