



SECRETS OF THE HUMAN BODY

Bring the human body and its astonishing complexity to life with the help of augmented reality

Bring your postcards to life...

1



DOWNLOAD

Download Zappar app onto your smartphone or tablet.

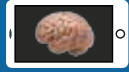
2



SCAN

Scan the zapcodes to see the organs appear in 3D.

3



ZAP

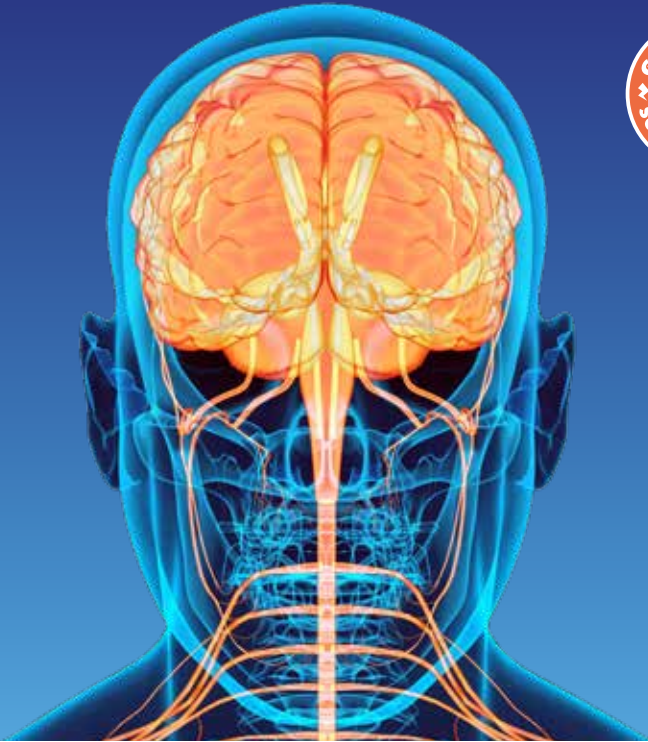
Watch the brain, heart and liver come to life.



Find out more about the systems in the human body visit www.open.edu/openlearn/humanbody



Find out more about the systems in the human body visit www.open.edu/openlearn/humanbody






Find out more about the systems in the human body visit www.open.edu/openlearn/humanbody



THE LIVER

The largest gland and largest solid organ in the human body, located below the diaphragm. It is divided into two main lobes which are further divided into 100,000 smaller lobes called lobules.

Bring your postcard to life...

- 1**  **DOWNLOAD**
Download Zappar app onto your smartphone or tablet.
- 2**  **SCAN**
Scan the zapcodes to see the organs appear in 3D.
- 3**  **ZAP**
Watch the brain, heart and liver come to life.

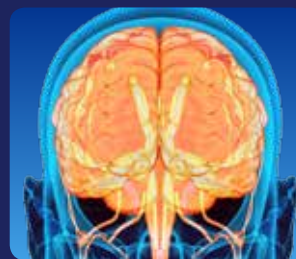


STAMP
HERE

Find out more about the systems in the human body visit www.open.edu/openlearn/humanbody

Bring these postcards to life...

SUP 047618



BRAIN

The brain is a colossal processing house for information, containing over 85 billion neurons. It is organised into discrete but interconnected structures, the largest being the cerebral cortices, which account for 75% of the brain's mass.



HEART

The muscular pump that pushes blood around the body. It is two pumps, each consisting of an upper chamber, the atrium, which collects the blood returning to the heart in the veins, and a lower chamber, the ventricle, which pumps blood into the arteries.






LIVER

The largest gland and largest solid organ in the human body, located below the diaphragm. It is divided into two main lobes which are further divided into 100,000 smaller lobes called lobules.

THE HEART

The muscular pump that pushes blood around the body. It is two pumps, each consisting of an upper chamber, the atrium, which collects the blood returning to the heart in the veins, and a lower chamber, the ventricle, which pumps blood into the arteries.

Bring your postcard to life...

- 1**  **DOWNLOAD**
Download Zappar app onto your smartphone or tablet.
- 2**  **SCAN**
Scan the zapcodes to see the organs appear in 3D.
- 3**  **ZAP**
Watch the brain, heart and liver come to life.






STAMP
HERE

Find out more about the systems in the human body visit www.open.edu/openlearn/humanbody

THE BRAIN

The brain is a colossal processing house for information, containing over 85 billion neurons. It is organised into discrete but interconnected structures, the largest being the cerebral cortices, which account for 75% of the brain's mass.

Bring your postcard to life...

- 1**  **DOWNLOAD**
Download Zappar app onto your smartphone or tablet.
- 2**  **SCAN**
Scan the zapcodes to see the organs appear in 3D.
- 3**  **ZAP**
Watch the brain, heart and liver come to life.



STAMP
HERE

Find out more about the systems in the human body visit www.open.edu/openlearn/humanbody