

Online English Resource Pack

Grade 7

Contents

	Page
1. Introduction	
1.1. Who is this resource pack for?	3
1.2. What is in the resource pack?	3
1.3. How to use the resource pack	3
1.4. Offline English resource pack for grade 7	8
1.5. Other resources on learnenglishteens	8
2. Activity pages	
Unit 1	12
Unit 2	15
Unit 3	20
Unit 4	25
Unit 5	28
Unit 6	33
Unit 7	37
Unit 8	39
Unit 9	43
Unit 10	47
Unit 11	50
Unit 12	53

1. Introduction

1.1. Who is this resource pack for?

This resource pack is primarily designed as a self-study resource for Grade 7 students. It contains a range of engaging and fun activities which supplement the themes and the language skills covered in the Basic Education curriculum for English.

It can also be used by Grade 7 English teachers as a source of extra practice activities for students to do in class or for homework.

Teacher Educators and Student Teachers may also find the materials useful for demonstration lessons.

1.2. What is in the resource pack

The resource pack is full of activities to help students improve their vocabulary in English and develop their reading and listening skills. Most activities come from the British Council website <https://learnenglishteens.britishcouncil.org/>.

1.3. How to use the resource pack

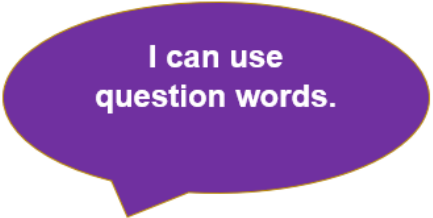

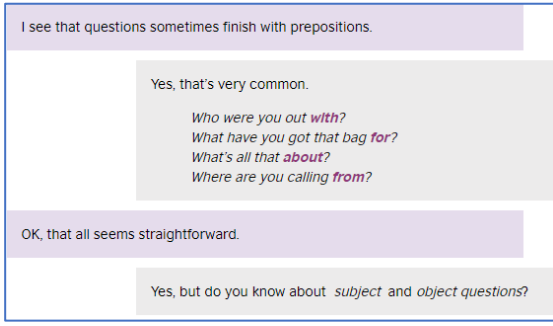
For each unit / topic in the English textbook, there are a number of supplementary online activities in this resource pack which correspond to the topic, language points and skills introduced in the Grade 7 textbook.

The layout for all activity pages is similar. Let's look at one example.

In unit 4 in the textbook, the topic is 'Travel and transport'. In this resource pack, there are 3 online links for students to access activities to practise language related to the content in unit 4 of the textbook. Turn to page 25.

The unit and topic from the English textbook is at the top of the page.
--

Unit 4 Travel and transport

<p>The learning outcome is in the purple speech bubble.</p>	
<p>The 'Let's ...' phrase shows you the main activity students will do after accessing the link, e.g. 'Let's practise reading' 'Let's learn vocabulary', 'Let's do a quiz'.</p>	<p>Let's practise grammar – question words</p>
<p>Language lists the items of language students will practise while doing the activity.</p>	<p>Language: question words and forms Does she like..?, Where did you go..? What were they doing?...</p>
<p>Time for the activities estimates how long each activity should take. Note when clicking on 'online link for the activities', there are a number of different activities students can do.</p>	<p>Video 10 minutes, grammar 10 minutes, practice tasks 5 minutes each.</p>
<p>Click on the link. You can see, in this example, there are five activities: one Video presentation, one grammar explanation and three practice tasks.</p> 	<p>https://learnenglishteens.britishcouncil.org/grammar/beginner-grammar/question-words</p> 

▶ Check your grammar: gap fill - question words

▶ Check your grammar: multiple choice - question words

▶ Check your grammar: ordering - question words

After watching the video and reading the grammar explanation, click on the first practice task: gap fill - question words

Question words

Fill the gaps with the correct question word from the box.

8 items remaining


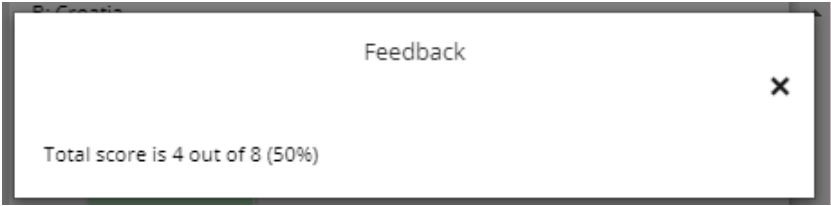
Who Why When Where whose How What How often




1. A: are you going on holiday?

B: Next Friday.

2. A: are you going?

B: Croatia.

<p>For each activity, there are instructions how to do the activity in the resource pack.</p>	<p>Practice tasks 1) Gap fill. Fill the gaps with the correct question word from the box.</p>
<p>When students have completed the activity, click <i>Finish</i> to check their answers.</p>	
<p>Students receive <i>Feedback</i> and corrections.</p>	

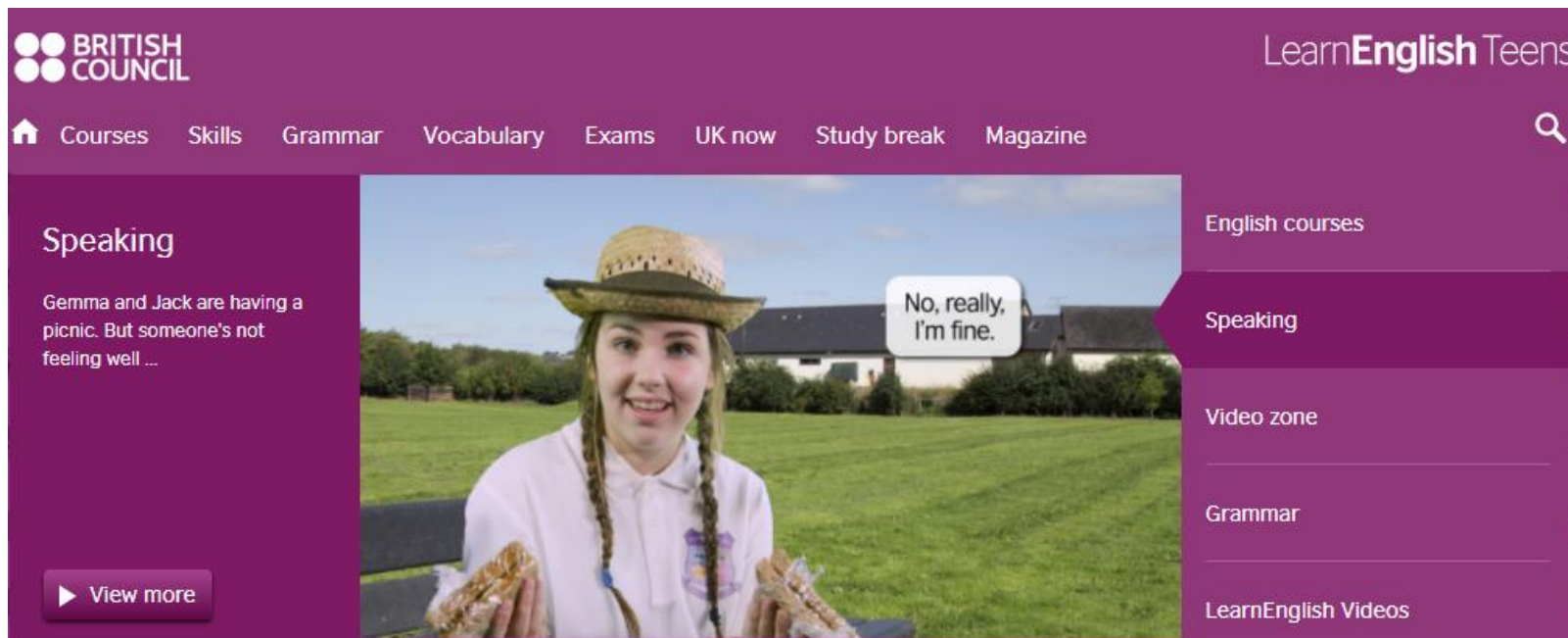
	<p>1. A: When ✓ are you going on holiday? B: Next Friday.</p> <p>2. A: Where ✓ are you going? B: Croatia.</p> <p>3. A: How ✗ bought the tickets? B: My mum did.</p> <p>4. A: How often ✓ do you go on holiday? B: Once every two years.</p>
<p>After that, <i>Show answers</i> or click <i>Try again</i> to do the activity again.</p>	<p> Show answers</p> <p> Show feedback</p> <p> Try again</p>

1.4 Offline English resource pack for grade 7

You can supplement the activities in this online resource pack with offline activities from the **Offline English resource pack for grade 7** to provide further practice for students.

1.5. Other resources on learnenglishteens

The <https://learnglishteens.britishcouncil.org/> web-site provides a wide range of resources for young learners learning English. If you click on the homepage, you can see tabs for a variety of activities, including, skills: listening, reading, writing, speaking; grammar and vocabulary.



The screenshot shows the homepage of the LearnEnglish Teens website. The header features the British Council logo on the left and the text 'LearnEnglish Teens' on the right. Below the header is a navigation menu with tabs for 'Courses', 'Skills', 'Grammar', 'Vocabulary', 'Exams', 'UK now', 'Study break', and 'Magazine'. A search icon is located on the right side of the menu. The main content area is divided into two columns. The left column has a 'Speaking' section with a video thumbnail showing a young woman in a straw hat holding bread, with a speech bubble that says 'No, really, I'm fine.' Below the video is a 'View more' button. The right column contains a vertical list of menu items: 'English courses', 'Speaking', 'Video zone', 'Grammar', and 'LearnEnglish Videos'. The 'Speaking' item is highlighted with a darker purple background.

For each tab, click to see a drop-down menu of options.

Listening

Practise and improve your listening skills for your school studies and your English exams. There are activities for different levels, so find your level and make a start.



Beginner A1 listening

Are you a beginner (CEFR level A1) learner of English? Practise and improve your listening skills with these listenings and exercises.



Elementary A2 listening

Are you an elementary (CEFR level A2) learner of English? Practise and improve your listening skills with these listenings and exercises.



Intermediate B1 listening

Are you an intermediate (CEFR level B1) learner of English? Practise and improve your listening skills with these listenings and exercises.

Implemented by:



You will see with the skills sections, content is divided into Beginner, Elementary, Intermediate and Upper Intermediate levels.

With the grammar and vocabulary sections, content is divided into Beginner and Intermediate grammar and Beginner and Advanced vocabulary.

If you scroll down the home page, you can also find a Games section with a variety of spelling and vocabulary games and with content divided into Elementary and Intermediate levels.



Topics: [spelling](#) [games](#) [vocabulary](#)

Language level: [Elementary/A2](#) [Intermediate/B1](#)

Activity pages

Unit 1 My favourite singer

Let's practise listening and speaking skills


Language: related to personal information

What's your name? Can you spell that?

Time for the activities: Preparation 5 minutes, Audio 5-10 minutes, practice tasks 5 minutes each.

Online link for the activities: <https://learnenglishteens.britishcouncil.org/skills/listening/beginner-a1-listening/library-giving-personal-information>

I can understand and give personal information.

Preparation	Audio text	Practice tasks
<p>Tick the correct items</p> <p>What information do you think the school library needs to give someone a library card?</p> <ul style="list-style-type: none"><input type="checkbox"/> First name<input type="checkbox"/> Surname<input type="checkbox"/> Favourite song	<p>Listen to the conversation in the library. Practise giving the answers to the questions yourself.</p> 	<p>1) Multiple choice. Choose the correct word to complete the sentences.</p> <p>2) Gap fill. Fill the gaps with the correct word from the box.</p> <p>Lucy's surname is ...</p> <ul style="list-style-type: none"><input type="radio"/> More.<input type="radio"/> Moor.<input type="radio"/> Moore.

I can understand
a magazine article
about films.

Unit 1 My favourite singer

Let's practise reading skills

Language: biographical information, past tense forms

She liked/played/was nominated for...

Time for the activities: Preparation 5 minutes, reading 10 minutes, practice tasks 5 minutes each.

Online link for the activities: <https://learnenglishteens.britishcouncil.org/skills/reading/elementary-a2-reading/films-entertainment>

Preparation

Match the words with the definitions.

Films and entertainment

Match the words with the definitions.

8 items remaining

a model a celebrity an award an advertisement to star an Oscar
an actress to nominate

Reading text

Read about Jennifer Lawrence, the actor from 'Hunger Games'

Fast Facts

Name: **Jennifer Shrader Lawrence**
Place of birth: **Kentucky, USA**
Date of birth: **August 15, 1990**
Profession: **TV and film actress**

Jen's family

Mother: **Karen Lawrence**
Father: **Gary Lawrence**
Brothers: **Ben and Blaine Lawrence**

Practice tasks

- 1) Ordering. Put these sentences about Jennifer Lawrence's life in the correct order.
- 2) True/false. Are the sentences true or false?
- 3) Multiple choice. Read the questions and choose all the correct answers.

Unit 1 My favourite singer

Let's practise writing skills

Language: greetings, personal information.

Hi, I'm...

Time for the activities: Preparation 5 minutes, reading 10 minutes, practice tasks 5 minutes each.
minutes, minutes, minutes

Online link for the activities: <https://learnenglish.britishcouncil.org/skills/writing/beginner-a1/online-course-introductions>

I can write a personal profile to introduce myself.

Preparation	Reading text	Practice tasks
<p>What can you say to introduce yourself on an online course? Choose the five correct answers.</p> <div style="border: 1px solid black; padding: 5px;"><p><input type="checkbox"/> Hello</p><p><input type="checkbox"/> Your age</p><p><input type="checkbox"/> Where you are from</p></div>	<p>Read the text and writing tips.</p> <div style="border: 1px solid black; padding: 5px;"><p>New messages</p><p>10 Sep, 00:04 – Israa Al Ahmadi</p><p>Hi everyone! I'm from Qatar. Nice to meet you. It's my first time studying online. I hope to learn a lot from the course and from all of you!</p><p>9 Sep, 15:04 – Jonathan Davies</p><p>Welcome everyone. I'm Canadian but living in Scotland. The last time I studied anything was forty years ago ... I'm a bit nervous! Good luck, everyone!</p></div>	<p>1) Grouping. Put the phrases in the correct groups.</p> <p>2) Ordering. Put the words in the correct order to make sentences.</p> <p>3) True/false. Are the sentences true or false?</p> <div style="border: 1px solid black; padding: 5px;"><p>Good luck, everyone! Looking forward to meeting you.</p><p>I'm Jonathan but you can call me Jon. Hello! Hi to everyone.</p><p>See you in the next lesson! I'm from Qatar. Good luck with the course!</p></div>

Unit 2 Keeping good habits

Let's learn vocabulary about routines

Language: related to routines

get up, have breakfast, go to school/ work/ bed...

Time for the activities: Preparation 5 minutes, practice tasks 5 minutes each.


Online link for the activities: <https://learnenglishteens.britishcouncil.org/vocabulary/beginner-vocabulary/daily-routine>

I can talk about routines.

Preparation

Match the words and pictures.

wake up get up have a shower go to work do homework have lunch
go to bed brush your teeth go to school have dinner go home
have breakfast



Practice tasks

- 1) Match the words with the definitions.
- 2) Write the best word to fill the gaps.
- 3) Read the actions and put them in the order of a normal day.

1. I usually up at 6.00 a.m. when my alarm clock goes off.
2. I lunch in the school canteen at 1 p.m.
3. In my family we usually dinner at about 6 p.m.
4. My school finishes at 3 p.m. and then I home by bus.

I can identify good study tips.

Unit 2 Keeping good habits

Let's practise listening skills

Language: related to good study practice.

Time for the activities: Preparation 5 minutes, reading 10 minutes, practice tasks 5 minutes each.

Online link for the activities: <https://learnenglishteens.britishcouncil.org/skills/listening/beginner-a1-listening/study-tips>

Preparation

Opposites. Match the opposite adjectives.

noisy	never	unimportant	untidy	unlucky	bad
good					
<input type="text"/>					

Audio text

Listen to the comments and study tips.



Practice tasks

- 1) Multiple choice. Choose the correct option to complete the sentences.
- 2) Grouping. Put the ideas in the correct groups.
- 3) Gap fill. Fill the gaps with the word from the box.

Ben ...

- doesn't study.
- studies and does well.
- studies but doesn't do well.

Unit 2 Keeping good habits

Let's practise grammar - adverbs of frequency

Language: adverbs of frequency.

always, usually, often, sometimes, occasionally, seldom, rarely never

Time for the activities: Video 10-15 minutes, grammar 10 minutes, practice tasks 5 minutes each.

Online link for the activities: <https://learnenglishteens.britishcouncil.org/grammar/beginner-grammar/adverbs-frequency>

I can use adverbs of frequency to talk about routines and habits.

Video

As you watch the video, look at the examples of adverbs of frequency. They are in **red** in the subtitles.



Grammar explanation

Then read the conversation to learn more.

I never have any problems with adverbs of frequency.

OK, let's see what you know. We use adverbs of frequency in this order, according to their meaning.

100%							0%
always	usually/normally	often	sometimes	occasionally	hardly ever	never	

Are there any missing?

Practice tasks

- 1) Grouping. Put the words and phrases in the correct groups.
- 2) Re-ordering. Put these sentences in order of frequency (least frequent at the top and most frequent at the bottom).
- 3) Ordering sentences. Put the words in the correct order to make sentences.

Unit 2 Keeping good habits

Let's practise grammar- present simple

Language: present simple tense

Time for the activities: Video 10-15 minutes, grammar 10 minutes, practice tasks 5 minutes each.

Online link for the activities: <https://learnenglishteens.britishcouncil.org/grammar/beginner-grammar/present-simple>

I can use the present simple tense to talk about routines.

Video

As you watch the video, look at the examples of adverbs of frequency. They are in red in the subtitles.



Grammar explanation

Then read the conversation to learn more.

Can you give me some examples?

Yes, of course. We use the present simple to talk about things which are repeated every day, every week, every year, etc.

*I usually **get up** at 7 o'clock.
During the week I **have** swimming practice on Mondays, I **do** taekwondo on Tuesdays and tennis on Thursdays.
We always **go** on holiday in the summer.*

I see. And you use words for explaining more about the time too.

Practice tasks

- 1) True/false. Are the sentences true or false?
- 2) Multiple choice. Choose the correct option to complete the sentences.
- 3) Gap fill. Fill the gaps with the word from the box.

1. We use the present simple for talking about permanent states or situations.

True False

2. We use it for things happening at the moment.

True False

I can use the present continuous tense to talk about current and future activities.

Unit 2 Keeping good habits

Let's practise more grammar

Language: present continuous tense

What are you doing? I'm working....

Time for the activities: Video 10-15 minutes, grammar 10 minutes, practice tasks 5 minutes each

Online link for the activities: <https://learnenglishteens.britishcouncil.org/grammar/beginner-grammar/present-continuous>

Video

As you watch the video, look at the examples of adverbs of frequency. They are in **red** in the subtitles.



Grammar explanation

Then read the conversation to learn more.

Here are some examples of things happening now.

*I'm just **uploading** some photos to Facebook and I'm **sending** a message to Billie.
We're **all riding** camels and the sun's **shining**.
They're **waiting** for me to get off the phone!*

*I'm not sure what 'temporary' means. Can I say 'I'm **learning to drive**', even if I'm not having a driving lesson right now?*

Yes, absolutely! You might not be having a driving lesson right at this moment, but it *is* temporary, so that's correct. We use the present continuous for longer situations like this too.

Practice tasks

- 1) True/false. Are the sentences true or false?
- 2) Gap fill. Fill the gaps with the word from the box.
- 3) Multiple choice. Choose the correct option to complete the sentences.

1. We use the present continuous for permanent states or situations.

True False

2. We use the present continuous for temporary situations.

True False

Unit 3 At the clothes shop

Let's learn some clothes vocabulary

Language: clothes vocabulary

hat sweatshirt shirt jeans skirt jacket
jumper trainers T-shirt coat top trousers



Time for the activities: Preparation 5 minutes, practice tasks 5 minutes each.

Online link for the activities: <https://learnenglishteens.britishcouncil.org/vocabulary/beginner-vocabulary/clothes>

Preparation

Match the words and pictures. Then click on the sound button, listen and say the words.

shirt jumper trainers sweatshirt hat skirt T-shirt top coat
trousers jeans jacket

Practice tasks

- 1) Gap fill. Fill the gaps with the correct word from the box.
- 2) Gap fill. Write the word to fill the gaps.

trousers T-shirt coat skirt sweatshirt Trainers jumper
jeans hat shirt

Casual denim trousers are called .

You wear a on your head.

are a type of sports shoe.

I can talk about accessories.

Unit 3 Accessories you usually go for

Let's learn some accessories vocabulary

Language: accessories vocabulary

bag bracelet cap pocket glasses hat
rucksack scarf belt earrings necklace gloves


Time for the activities: Preparation 5 minutes, practice tasks 5 minutes each.

Online link for the activities: <https://learnenglishteens.britishcouncil.org/vocabulary/beginner-vocabulary/accessories>

Preparation

Match the words and pictures. Then click on the sound button, listen and say the words.

hat scarf glasses bag necklace rucksack pocket cap belt
gloves bracelet earrings



Practice tasks

- 1) Matching. Match the words with the definitions.
- 2) Gap fill. Write the word to fill the gaps.

cap bag gloves glasses scarf rucksack belt necklace
earrings pocket

You put things in this to carry them around.

Unit 3 Clothes

Let's practise listening skills

Language: related to shopping for clothes

changing rooms, credit card, checkout, cash, receipt, can I help you? What size?...

Time for the activities: Preparation 5 minutes, comprehension tasks 5 minutes each.


Online link for the activities: <https://learnenglishteens.britishcouncil.org/skills/listening/elementary-a2-listening/shopping-clothes>

I can understand conversations about clothes shopping.

Preparation

Match the words and pictures.

credit card receipt checkout T-shirt cash changing rooms



Listening comprehension

- 1) Put the questions next to the person who asked them.
- 2) Gap fill. Write one word to answer each question.

Is it OK? Can I help you? Yes, have you got this T-shirt in other colours?
What size do you want? Can I try it on?
Would you like to pay with credit card or with cash? And in purple?

Shop assistant

Unit 3

Let's practise grammar- comparative and superlative adjectives

Language: comparative and superlative adjectives

better- best, worse – worst, luckier- luckiest, more/most expensive...

Time for the activities: Video 10-15 minutes, grammar 10 minutes, practice tasks 5 minutes each.

Online link for the activities: <https://learnenglishteens.britishcouncil.org/grammar/beginner-grammar/comparative-superlative-adjectives>

I can describe and compare two or more things.

Video

As you watch the video, look at the examples of comparatives and superlative adjectives. They are in red in the subtitles.



Grammar explanations.

Then read the conversation to learn more.

So what are the exceptions, apart from *good* → *better* → *best*?

Other exceptions are *bad* → *worse* → *worst* and *far* → *further/farther* → *furthest/farthest*.

They use **the worst** cheese.

What about adjectives ending in -y, like *crazy*? *My brother is crazier than me*.

Practice tasks

- 1) True/false. Are the sentences true or false?
- 2) Gap fill. Complete the sentences using the comparative or superlative form of the word in brackets.
- 3) Multiple choice. Choose the correct option.

Unit 3

Let's practise writing skills - email

Language: related to thanking someone

Thank you for everything. I had a great time...

Time for the activities: Preparation 5 minutes, reading 10 minutes, practice tasks 5 minutes each.

Online link for the activities: <https://learnenglish.britishcouncil.org/skills/writing/beginner-a1/a-thank-you-email>

I can write a
thank you email.

Preparation

What things can you say in a thank-you email?

Choose the four correct answers.

What things can you say in a thank-you email?

- Thanks for everything!
- Thank you for a great holiday!
- I wasn't happy with the food.

Reading text

Read the text and tips

From: Pradeep Ranatunga

To: Carolina Kemper

Subject: Thank you!!

Hi Carolina,

I just wanted to write and say thank you for everything.

Practice tasks

- 1) True/false. Are the sentences true or false?
- 2) Ordering. Put the words in the correct order.
- 3) Ordering. Put the parts of the email in the correct order.

Thank-you emails are always informal.

True False

The first line shows what your email is about.

True False

Unit 4 Travel and transport

Let's learn transport vocabulary

Language: transport vocabulary

ship, train, motorbike, lorry, boat, bicycle, car, taxi, van, scooter

Time for the activities: Preparation 5 minutes, practice tasks 5 minutes each.


Online link for the activities: <https://learnenglishteens.britishcouncil.org/vocabulary/beginner-vocabulary/transport>

I can talk about different forms of transport.

Preparation

Match the words and pictures.

train boat ship van lorry bus bike scooter motorbike
car plane taxi



The preparation activity shows a list of transport-related words in a grid. Below the list are two images: a red double-decker bus and a white airplane flying over a landscape with clouds. Each image has a small speaker icon in the bottom left corner, indicating audio playback.

Practice tasks

- 1) Match the words with the definitions.
- 2) Gap fill. Write the word to fill the gaps.

bike boat lorry bus car motorbike plane train
ship taxi

A large, heavy vehicle with wheels. It is used for moving goods.

I can use question words.

Unit 4 Travel and transport


Let's practise grammar- question words

Language: question words and forms.

Does she like..?, Where did you go..? What were they doing?...

Time for the activities: Video 10 minutes, grammar 10 minutes, practice tasks 5 minutes each.

Online link for the activities: <https://learnenglishteens.britishcouncil.org/grammar/beginner-grammar/question-words>

<p>Video As you watch the video, look at the examples of questions. They are in red in the subtitles.</p> 	<p>Grammar explanation Read the conversation to learn more.</p> <div style="border: 1px solid gray; padding: 5px;"> <p>I see that questions sometimes finish with prepositions.</p> <p>Yes, that's very common.</p> <p><i>Who were you out with?</i> <i>What have you got that bag for?</i> <i>What's all that about?</i> <i>Where are you calling from?</i></p> <p>OK, that all seems straightforward.</p> <p>Yes, but do you know about <i>subject</i> and <i>object</i> questions?</p> </div>	<p>Practice tasks</p> <ol style="list-style-type: none"> Gap fill. Fill the gaps with the correct question word from the box. Multiple choice. Choose the correct option. Ordering. Put the words in the correct order to make questions. <div style="border: 1px solid gray; padding: 5px;"> <p>Why How When Where How often whose Who What</p> <p>1. A: <input type="text"/> are you going on holiday?</p> <p>B: Next Friday.</p> <p>2. A: <input type="text"/> are you going?</p> </div>
---	---	---

Unit 4 Travel and transport

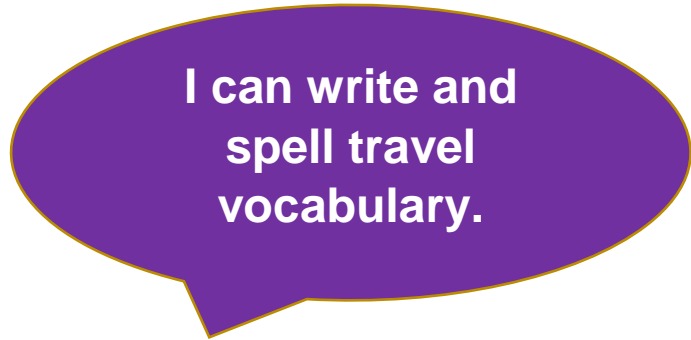
Let's practise writing and spelling

Language: related to options for visiting a city

can, should, will, cycling, aquatic park, cinema, football...

Time for the activities: Preparation 5 minutes, reading 5-10 minutes, practice tasks 5 minutes each.

Online link for the activities: <https://learnenglishteens.britishcouncil.org/skills/writing/elementary-a2-writing/travelling-abroad>



Preparation

Rewrite the sentences with the correct spelling.

Travelling abroad

Rewrite the sentences with the correct spelling.

I send 25 massages every day.

His favorit sport is teenis.

Reading

Read the email

Travelling abroad

To: francois.dupont192@me-mail.com

Subject: Saturday ;-)

Dear François

Thanks for your message. I'm looking forward to your visit to Dublin. I'll come to the airport with my father to collect you on Saturday. What time does your flight arrive?

I think you'll like Dublin. We live about 5km from the city centre but there are buses that go into the city all the time. When you're here there are lots of things we can do. We can go to the

Practice tasks

- 1) True/false. Are the sentences true or false?
- 2) François's reply is below. Rewrite the sentences and correct his spelling mistakes.

Thanks for your message.

I'm really looking forward to my visite to Dublin.

My aerplane arrives at 15:30.

I can talk about sports.

Unit 5 Sports and games

Let's learn vocabulary- sports

Language: related to sports

marathon, rowing, athletics, gymnastics, diving, fencing, boxing, volleyball, jump, fall, fight...


Time for the activities: Preparation 5 minutes, practice tasks 5 minutes each.

Online link for the activities: <https://learnenglishteens.britishcouncil.org/vocabulary/beginner-vocabulary/olympic-sports>

Preparation

Match the words and pictures.

hockey gymnastics athletics volleyball marathon swimming track
wrestling boxing fencing diving rowing



Practice tasks

- 1) Match the words with the definitions.
- 2) Gap fill. Write the word to fill the gaps.

marathon hockey athletics rowing volleyball boxing
gymnastics swimming diving fencing

Sports that include running, jumping and throwing.

Unit 5 Sports and games

Let's learn vocabulary - football

Language: football vocabulary.

pitch, fan, corner flag, centre circle, linesman, referee, goal, kit, penalty box, cup, team, whistle.

Time for the activities: Preparation 5 minutes, practice tasks 5 minutes each

Online link for the activities: <https://learnenglishteens.britishcouncil.org/vocabulary/beginner-vocabulary/football>

I can talk about football.

Preparation

Match the words and pictures. Listen to the words and say them.

The preparation activity interface consists of a list of words at the top: cup, goal, penalty box, centre circle, team, pitch, fan, linesman, kit, referee, corner flag, and whistle. Below the list are two images of a football pitch. The left image shows a top-down view of the pitch with the goalposts and the centre circle. The right image shows a side view of the pitch with the centre circle. Each image has a small speaker icon in the bottom left corner, indicating audio playback.

Practice tasks

- 1) Multiple choice. Read the sentences and choose the correct answer.
- 2) Gap fill. Write the word to fill the gaps.

A carries a whistle and controls a game of football.

The uniform a football team wear is called a .

A silver or gold is given as a prize to a football team when they win a competition.

Unit 5 Sports and games

Let's learn some sporting event vocabulary

Language: related to sporting events.

winner, medal, spectator, ticket, athlete, stadium, team, flag, gold, silver, bronze,

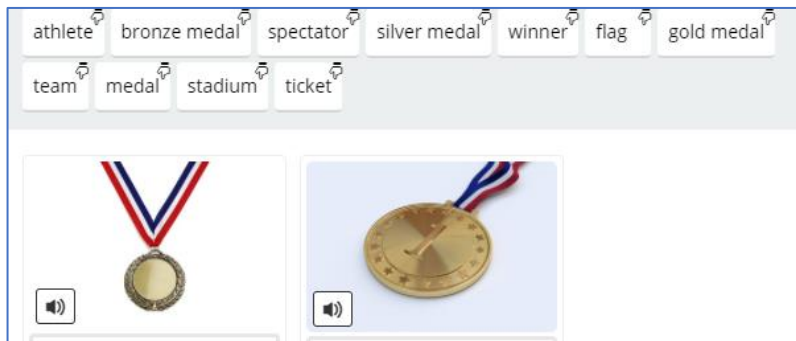
Time for the activities: Preparation 5 minutes, practice tasks 5 minutes each

Online link for the activities: <https://learnenglishteens.britishcouncil.org/vocabulary/beginner-vocabulary/sporting-events>

I can talk about sporting events.

Preparation

Image matching exercise. Match the words and pictures.



The image shows a digital interface for a matching exercise. At the top, there are two rows of word cards: 'athlete', 'bronze medal', 'spectator', 'silver medal', 'winner', 'flag', 'gold medal' in the first row, and 'team', 'medal', 'stadium', 'ticket' in the second row. Below the cards are two image boxes. The left box shows a gold medal with a red, white, and blue ribbon. The right box shows a silver medal with a red, white, and blue ribbon. Each image box has a small speaker icon in the bottom left corner.

Practice tasks

- 1) Matching exercise. Match the words with the definitions.
- 2) Gap fill. Write the word to fill the gaps.

1. A can be gold, silver or bronze. You wear it around your neck.
2. A is a big, open place for sporting events. It has seats for the spectators.
3. You need your to enter the stadium.
4. Every country has a . It is made of fabric. It has colours and sometimes a picture.

I can understand a conversation about a swimming pool.


Unit 5 Sports and games

Let's practise listening skills

Language: related to information about a course or event.

Time for the activities: Preparation 5 minutes, listening 10-15 minutes, practice tasks 5 minutes each.

Online link for the activities: <https://learnenglishteens.britishcouncil.org/skills/listening/elementary-a2-listening/free-time>

<p>Preparation Grouping exercise. Put the sports in the correct groups.</p> <div data-bbox="226 852 745 1241"> <p>Free time Put the sports in the correct groups.</p> <p>rugby diving basketball table tennis</p> <p>football water polo</p> </div>	<p>Listening Listen to Tyrone calling the staff at his local swimming pool and do the exercises to practise and improve your listening skills.</p> 	<p>Practice tasks</p> <ol style="list-style-type: none"> Gap fill. Complete the registration form with Tyrone's information. True/false. Are the sentences true or false? <div data-bbox="1514 852 1933 1246"> <p>BROWNTON SWIMMING POOL</p> <p>REGISTRATION FORM</p> <p>Name: Tyrone</p> <p>Surname: <input type="text"/></p> <p>Age: <input type="text"/></p> <p>Interested in (sport): <input type="text"/></p> </div>
---	---	--

Unit 5 Sports and games

Let's practise grammar- have to, must & should


Language: related to obligation and advice.

(don't) have to, must(n't), should(n't) + infinitive

Time for the activities: Video 10-15 minutes, grammar 10 minutes, practice tasks 5 minutes each.

Online link for the activities: <https://learnenglishteens.britishcouncil.org/grammar/beginner-grammar/have-must-should-obligation-advice>

I can talk about obligations and give advice.

<p>Video</p> <p>As you watch the video, look at the examples of have to, must and should. They are in red in the subtitles</p> 	<p>Grammar explanation</p> <p>Read about the grammar to learn more.</p> <p><i>Must and have to are both used for obligation and are often quite similar. They are both followed by the infinitive.</i></p> <p><i>I must go now. / I have to go now.</i></p> <p>Are these exactly the same?</p>	<p>Practice tasks</p> <ol style="list-style-type: none">1) Grouping. Put the phrases in the correct groups.2) Multiple choice. Choose the correct option.3) Ordering. Put the words in the correct order to make sentences. <p>always get enough sleep before driving a car</p> <p>use your mobile phone during an exam</p> <p>be seventeen to drive a car in the UK</p>
---	--	--

Unit 6 Directions and places

To the pizza shop

Let's practise listening skills



Language: related to asking for and giving directions

turn left/right, go straight on/ past, take the second left/right, next to, opposite, roundabout, traffic lights

Time for the activities: Preparation 5 minutes, listening & practice 10-15 minutes.

Online link for the activities: <https://learnenglishteens.britishcouncil.org/skills/listening/elementary-a2-listening/giving-directions>

I can ask for and give directions.

<p>Preparation Do the preparation exercise before you listen. Match the directions and the pictures.</p>  <p>turn right</p>	<p>Listening Then, look at the map and listen to the directions while you do the other exercises.</p> 	<p>Practice tasks</p> <ol style="list-style-type: none">1) Gap fill. Write the place that the speaker gives directions to.2) Gap fill. Fill the gaps with the correct word to complete the directions. <p>A: The speaker gives directions to the <input type="text"/> .</p> <p>B: The speaker gives directions to the <input type="text"/> .</p>
--	--	--

Unit 6 Directions and places

Amber- the little yellow-brown light

Let's talk about places in a town

Language: related to roads and places around a town.

corner, bus stop, crossing, road, street lights, roundabout, pavement, traffic, traffic lights, signpost

Time for the activities: Preparation 10 minutes, practice tasks 5 minutes each.

Online link for the activities: <https://learnenglishteens.britishcouncil.org/vocabulary/beginner-vocabulary/around-town>

I can talk about
places around
town.

Preparation

Match the words and pictures. Then click to listen to the word.
Then practise saying it.



Practice tasks

- 1) Matching. Match the words with the definitions.
- 2) Gap fill. Write the word to fill the gaps.

The place where people stand to wait for their bus.

I can talk about places in a town.

Unit 6 Directions and places

Do you like living in the countryside?

Let's learn some vocabulary

Language: related to places in a town.


school, castle, supermarket, factory, café, cinema, bus stop, post office, train station, library, sports centre, bank.

Time for the activities: Preparation 10 minutes, practice tasks 5 minutes each.

Online link for the activities: <https://learnenglishteens.britishcouncil.org/vocabulary/beginner-vocabulary/places-town>

Preparation

Match the words and pictures. Then click to listen to the word. Then practise saying it.



Practice tasks

- 1) Matching. Match the words with the definitions.
- 2) Gap fill. Write the word to fill the gaps.

A is a place which deals with money.

A is a place where people go to learn in a class.

Unit 6 Directions and places

The best things about your town

Let's practise reading skills

Language: related to cities and countryside

museum, farm, stadium, art gallery, shopping centre, forest, fields, animals

Time for the activities: Preparation 5 minutes, practice tasks 5 minutes each.

Online link for the activities: <https://learnenglishteens.britishcouncil.org/skills/reading/elementary-a2-reading/my-city>

I can understand a 'flyer' about a city and its attractions.

Preparation

What can you find in the city and the countryside? Do this exercise before you read.

In the city

In the countryside

Now read about the city of Liverpool.



Practice tasks

- 1) Matching. Match the sentences with the attraction in Liverpool.
- 2) True/false. Are the sentences true or false?
- 3) Do this exercise after you read. Choose the best attraction in Liverpool for these people.

There is free entry for everybody.

It's open every day except at Christmas.

Unit 7 School, planets, household tasks

A day in the life of a teacher

Let's learn vocabulary about school

Language: related to school.

student, classroom, playground, library, subject, dictionary, teacher, board, pencil, book, desk.

Time for the activities: Preparation 10 minutes, practice tasks 5 minutes each.

Online link for the activities: <https://learnenglishteens.britishcouncil.org/vocabulary/beginner-vocabulary/school>

I can talk about
school activities.

Preparation

Match the words and pictures. Then click to listen to the word.
Then practise saying it.



Practice tasks

- 1) Matching. Match the words with the definitions.
- 2) Gap fill. Write the word to fill the gaps.

9. A is a person who is studying.

10. A is a room with many books.

Unit 7 School, planets, household tasks

Do you help your parents?

Let's practise grammar- adverbs of frequency

Language: adverbs of frequency

always, usually/normally, often, sometimes, occasionally, rarely, hardly ever, never.

Time for the activities: Video 10-15 minutes, grammar 10 minutes, practice tasks 5 minutes each.

Online link for the activities: <https://learnenglishteens.britishcouncil.org/grammar/beginner-grammar/adverbs-frequency>

I can use adverbs of frequency to talk about how often activities or events happen.

Video

As you watch the video, look at the examples of adverbs of frequency. They are in red in the subtitles.



Grammar explanation

Read the conversation below to learn more.

Are there any missing?

I think that's most of them. You could include *frequently*, with *usually*. We use *not very often* too.

Very good, you're right. These are the most common adverbs, although there are more.

They always hang out together.
The Northern Lights are usually green.
You normally see them best in September or March.
It's often cloudy.

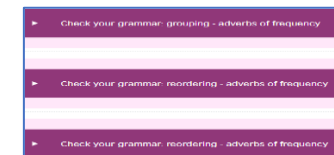
What do you notice about the position of the adverbs?

They are *usually* before the *main verb*, or between the auxiliary and the main verb. But they come *after* the verb *to be*.

Practice tasks

Do the grammar exercises to check and use adverbs of frequency.

- 1) Grouping. Put the words and phrases in the correct groups.
- 2) Reordering. Put these sentences in order of frequency (least frequent at the top and most frequent at the bottom).
- 3) Reordering. Put the words in the correct order to make sentences.



Unit 8 Telling stories

Little friends can be great friends

Let's practise grammar- conjunctions

Language: conjunctions.

and, or, but, so, because and although

Time for the activities: Video 10-15 minutes, grammar 10 minutes, practice tasks 5 minutes each.

Online link for the activities: <https://learnenglishteens.britishcouncil.org/grammar/beginner-grammar/conjunctions-or-so-because-although>

I can use conjunctions
to link phrases
meaningfully.

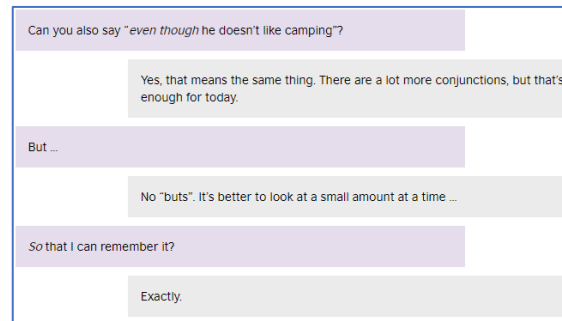
Video

As you watch the video, look at the examples of conjunctions (*and, or, but, because, so, although*). They are in **red** in the subtitles.



Grammar explanation

Read the conversation to learn more.



Practice tasks

Do the grammar exercises to check and use conjunctions.

- 1) Match the two parts of the sentences.
- 2) Multiple choice. Choose the correct word to complete the sentences.
- 3) Ordering. Put the words in the correct order to make sentences.

Unit 8 Telling stories

Friends always help each other

Let's practise writing a short story

Language: various - related to a story about a birthday celebration.

Time for the activities: Preparation 5 minutes, reading 10 minutes, practice tasks 5 minutes each

Online link for the activities: <https://learnenglishteens.britishcouncil.org/skills/writing/intermediate-b1-writing/short-story>

I can write a short story about a celebration.

Preparation

Match the part of the story to what usually happens in it.

beginning

middle

ending

Reading text

Read the story and notice the grammatical forms used to express different functions.



Practice tasks

- 1) Multiple choice. Choose the best title for the story.
- 2) True/false. Are the sentences true or false?
- 3) Matching- story structure. Match the sentences from the story to the correct part of the story.
- 4) Grouping. Put the words in the correct groups.

Unit 8 Telling stories

What were you doing?

Let's practise grammar - past simple irregular verbs

Language: past simple irregular verbs

was/were, had, gave, took, brought...

Time for the activities: Video 10-15 minutes, grammar 10 minutes, practice tasks 5 minutes each.

Online link for the activities: <https://learnenglishteens.britishcouncil.org/grammar/beginner-grammar/past-simple-irregular-verbs>

I can use past simple irregular verbs to talk about past actions or events.

Video

As you watch the video, look at the examples of past simple irregular verbs. They are in red in the subtitles.



Grammar explanation

Read the conversation to learn more.

So how do I know which verbs are regular and which are irregular?

You have to learn them!

Learn them from the list? Oh no!

It's not so bad. There aren't really so many verbs to learn and remember that English is much easier than many languages. The past forms don't change.

I took a taxi to the airport. (take → took)

That was when we spoke. (speak → spoke)

One person gave me his last bar of chocolate. (give → gave)

I see what you mean. *I made, you made, he made, she made, it made, we made, they made!*

Practice tasks

Finally, do the grammar exercises to check and use the past simple and continuous verbs.

- 1) True/false. Are the sentences true or false?
- 2) Multiple choice. Choose the best title for the story.
- 3) Gap fill. Write the past simple form of the verb in brackets.

Unit 8 Telling stories

Once upon a time

Let's practise grammar - past simple and continuous verbs

Language: past simple and continuous verbs

was/were, had, gave, took, brought...; was wearing, were playing...

Time for the activities: Video 10-15 minutes, grammar 10 minutes, practice tasks 5 minutes each.

Online link for the activities: <https://learnenglish.britishcouncil.org/grammar/beginner-to-pre-intermediate/past-continuous-and-past-simple>

I can use past simple and continuous verbs to talk about past actions and events.

Grammar example & practice test 1
Look at these examples to see how the past continuous and past simple are used.
Choose the correct verb tense.

I ____ work at 9 a.m. this morning.

- started
- was starting

Grammar explanation
Read the conversation to learn more.

Past simple

The past simple shows us that an action was in the past, not in the present. Regular past simple verbs have *-ed* at the end (e.g. *called, played, arrived*). Irregular verbs have a different form, usually with a different vowel sound (e.g. *wake → woke, break → broke, feel → felt*).

*My parents called me yesterday.
I woke up early this morning.
Sam played basketball when he was at university.*

We make the negative with *didn't* and the infinitive verb.

*My parents didn't call me yesterday.
I didn't wake up early this morning.*

We make the question form with *did* and then the subject and infinitive verb.

*Did you wake up early this morning?
Did Sam play basketball when he was at university?*

Practice test 2
Do this exercise to test your grammar again.
Choose the correct verb tense.

I ____ my new job yesterday.

- started
- was starting

Unit 9 Making plans

A special celebration for my birthday

Let's practise speaking skills - making plans



Language: related to planning an outing or event.

birthday party, shopping centre, cinema, bowling, ice skating; do you want to come? Yes, that'd be great...

Time for the activities: Preparation 5 minutes, video 10 minutes, practice tasks 5 minutes each.

Online link for the activities: <https://learnenglishteens.britishcouncil.org/skills/speaking/elementary-a2-speaking/making-plans>



<p>Preparation Do the preparation matching exercise first. Match the words and pictures.</p> 	<p>Video Watch the video</p> 	<p>Practice tasks Follow the instructions to practise your speaking.</p> <ol style="list-style-type: none">1) Multiple choice. Choose the correct option to complete the sentences.2) Gap fill. Fill the gaps with the correct word or phrase from the box.3) Multiple choice. Choose the correct verb form to complete the questions and sentences.
---	--	--

I can understand an article about summer festivals.

Unit 9 Making plans

An enjoyable visit

Let's practise reading skills

Language: related to summer festivals and events.

Time for the activities: Preparation 5 minutes, reading text 10 minutes, practice tasks 5 minutes each.

Online link for the activities: <https://learnenglishteens.britishcouncil.org/uk-now/read-uk/edinburgh-summer-festivals>

<p>Preparation Do the preparation task first.</p> <div data-bbox="235 842 732 1209" style="border: 1px solid black; padding: 5px;"> <p>a special day or days with fun things to see and do</p> <input style="width: 100%; height: 20px;" type="text"/> <p>to sing, dance, act or do something else with people watching you</p> <input style="width: 100%; height: 20px;" type="text"/> <p>(for an event) to happen; to be organised</p> <input style="width: 100%; height: 20px;" type="text"/> </div>	<p>Read the texting text and Practice tasks Read the article</p> <div data-bbox="907 842 1375 1241" style="border: 1px solid black; padding: 5px;"> <p>The Edinburgh International Festival</p> <p>This is the original Edinburgh festival which began in 1947. Ac singers from all over the world perform to huge audiences. Ye take place in theatres around the city.</p> <p>The Edinburgh Art Festival</p> <p>This festival is modern and has been celebrated for around te see some of the city's best visual art in art galleries and muse events such as fashion shows and art exhibitions.</p> <p>The Edinburgh Festival Fringe</p> </div>	<p>Practice Tasks Do the exercises to check your understanding.</p> <ol style="list-style-type: none"> 1) Matching. Which festival would these people like to go to? Match the festivals to the speakers. 2) Gap fill. Put the verbs into the correct sentence. 3) Gap fill. Complete the people nouns with the correct ending: -er, -or, -ian or -ist.
---	---	--

I can invite someone to do something.

Unit 9 Making plans

Would you like to join us for dinner?

Let's practise listening skills

Language: related to inviting someone

Would you like to come? What time? ...

Time for the activities: Preparation 5 minutes, listening text 10 minutes, practice tasks 5 minutes each.

Online link for the activities: <https://learnenglishteens.britishcouncil.org/skills/listening/beginner-a1-listening/inviting-someone-cinema>

Preparation

Do this exercise before you listen. Match the types of film with the pictures.



Listening text

Listen to the conversation



Practice Tasks

Do the exercises to practise and improve your listening skills.

- 1) Multiple choice. Choose the correct option to complete the sentences.
- 2) Gap fill. Write the words to fill the gaps.

Ismael is ...

- OK, but a bit ill.
- OK, but has a lot of homework.
- OK, but a bit bored.

Implemented by:





Unit 9 Making plans

An invitation

Let's practise writing skills- an invitation

Language: related to invitations

Time for the activities: Preparation 5 minutes, reading text 10 minutes, practice tasks 5 minutes each.

Online link for the activities: <https://learnenglishteens.britishcouncil.org/skills/writing/intermediate-b1-writing/invitation-party>

<p>Preparation Multiple choice. Choose the five things that you need to write on an invitation to a birthday party.</p> <div data-bbox="212 922 754 1206"><p>What information do you need to write on an invitation to a birthday party?</p><ul style="list-style-type: none"><input type="checkbox"/> the place the party will be held<input type="checkbox"/> the date the party will be held<input type="checkbox"/> your date of birth<input type="checkbox"/> the time the party will start</div>	<p>Reading text and writing tips Read the exam question, invitation email and writing tips.</p> <div data-bbox="808 922 1473 1232"><p>Exam Question</p><p>It's your birthday next week and you're having a party. You want to invite your friend, Lisa. Write an email to invite her to the party. Tell her when it is, what she should bring and how to get there.</p><p>To: luckylisa100@webmail.com Subject: Invitation</p><p>Hi Lisa,</p></div>	<p>Practice tasks Do the exercises to improve your writing skills.</p> <ol style="list-style-type: none">1) Multiple choice. Read the questions and choose the correct answer.2) Gap fill. We can use both the present continuous and 'going to + verb' for future plans and arrangements. Rewrite the sentences using the structure given.3) Multiple choice. Choose all the words that can complete these sentences.4) Gap fill. Fill the gaps in the invitation with the correct phrase from the box.
--	---	--

I can ask for and give an opinion about a topic.

Unit 10 Opinions and tourism

Let's take part in the school concert!

Let's practise for a speaking test - opinions

Language: related to giving opinions (agreeing and disagreeing, expressing an interest)

I think/ I don't think, I believe / I don't believe, in my opinion, for me...Do you agree? What do you think? Do you think that's right? Are you OK with that? What's your view?

Time for the activities: Reading 5 minutes, practice tasks 5 minutes each.

Online link for the activities: <https://learnenglishteens.britishcouncil.org/exams/speaking-exams/opinions>

<p>Reading Read the expressions you can use to give your opinion.</p> <p>Here are some expressions you can use to give your opinion and ask for your partner's opinion. You will need to use these expressions in a discussion activity.</p> <p>Giving your opinion</p> <p><i>I think... / I don't think ... I believe... / I don't believe ... In my opinion. For me. Personally, I think ...</i></p> <p>Asking for someone's opinion</p> <p><i>Do you agree? What do you think? What do you think about ... (this)? Do you think that's right? What's your view? Are you OK with that?</i></p>	<p>Practice tasks Opinions Ordering. Put the words in the correct order to ask for someone's opinion.</p> <div data-bbox="817 1045 1209 1252"><p>Opinions Put the words in the correct order to ask for someone's opinion.</p><p>6 items remaining</p><p>agree ? Do ? you</p><p><input type="text"/> <input type="text"/> <input type="text"/> <input type="text"/></p></div>	<p>Extension activities</p> <p>Click on the links to go to other useful language for discussions, such as agreeing or disagreeing https://learnenglishteens.britishcouncil.org/exams/speaking-exams/agreeing-disagreeing</p> <p>Or showing an interest https://learnenglishteens.britishcouncil.org/exams/speaking-exams/showing-interest</p>
---	---	--

Unit 10 Opinions and tourism

A trip to a World Heritage Site in Myanmar

Let's look at heritage tourism

Language: related to heritage tourism.

heritage, a canal, to restore, to recreate, to dress up, an industry

Time for the activities: Preparation 5 minutes, video 5 minutes, practice tasks 5 minutes

Online link for the activities: <https://learnenglishteens.britishcouncil.org/uk-now/video-uk/heritage-tourism>

I can understand
a video about
heritage tourism.

Preparation

Matching. Match the words with the definitions.

Heritage tourism

Match the words with the definitions.

6 items remaining

an industry to dress up a canal heritage to recreate to restore

important cultural activities, objects and buildings from a country's past

Video and Practice tasks

Watch the video and do the exercises

- 1) Multiple choice. Read the question and choose the correct answer.
- 2) Gap fill. Fill the gaps with the correct preposition from the box.



In Victorian times, what was Britain famous for?

- heritage tourism
- producing goods
- pop music

Implemented by:



Unit 10 Opinions and tourism

The school snack fair

Let's learn some food vocabulary

Language: meat and fish

chicken, beef, duck, bacon, lamb, sausages, prawn, fish, ham, steak, crab, burgers

Time for the activities: Preparation 10 minutes, practice tasks 5 minutes each.



Online link for the activities: <https://learnenglishteens.britishcouncil.org/vocabulary/beginner-vocabulary/meat-fish>

I can talk about meat and fish.

Preparation

Match the words and pictures. Then click to listen to the word. Then practise saying it.

steak crab chicken sausages burgers beef ham
lamb prawns duck

Practice tasks

- 1) Multiple choice. Read the sentence and choose the correct answer.
- 2) Gap fill. Write the word to fill the gaps.

1. The meat that comes from a cow is called .
2. The meat that comes from a sheep is called .
3. The large piece of meat that comes from a pig's leg is called .
4. Thin slices of meat that come from a pig and are often served for breakfast are called .

Unit 11 Weather

A beautiful sunny day

Let's learn weather vocabulary

Language: related to weather

warm, cold, hot, wet, snow, fog, cloud, rain, wind, sun, storm

Time for the activities: Preparation 10 minutes, practice tasks 5 minutes each.

Online link for the activities: <https://learnenglishteens.britishcouncil.org/vocabulary/beginner-vocabulary/weather>

I can talk about the weather.

Preparation

Match the words and pictures. Then click to listen to the word. Then practise saying it.



Practice tasks

- 1) Matching. Match the words and the definitions.
- 2) Gap fill. Write the word to fill the gaps.

1. If the temperature is low, it is .
2. The big, yellow, hot thing in the sky is the .
3. Quite hot, but not too hot, is .
4. A white or grey shape in the sky is a .
5. Water from the sky is called .

Unit 11 Weather

Weather instruments

Let's practise listening skills

Language: related to a weather forecast.

rainy, sunny, dry, thunderstorm, windy, cloudy.

Time for the activities: Preparation 10 minutes, listening 5 minutes, practice tasks 5 minutes each.

Online link for the activities: <https://learnenglishteens.britishcouncil.org/skills/listening/elementary-a2-listening/weather-forecast>

I can understand a weather forecast.

Preparation

Match the words and pictures. Then click to listen to the word. Then practise saying it.



Listening text

Listen to the weather forecast



▶ 0:00 / 1:39

Practice tasks

Do the exercises to practise and improve your listening skills.

- 1) Matching. Match the two parts of the sentences.
- 2) Gap fill. Listen to the recording again and write the word to fill the gaps.

1. Welcome to the weather forecast. Now, let's see what the weather is today.
2. In the north of the country it's very windy and cold. There is a of some rain too, so don't leave home without your umbrella!
3. The temperature is around 10 centigrade.

Unit 11 Weather

Weather instruments

Let's practise weather vocabulary and grammar



Language: weather vocabulary, modal verbs

may, might, could, forecast, symbols, showers, downpour, broolly....

Time for the activities: Preparation 5-10 minutes, video 5 minutes, practice task 1: 5 minutes, grammar and vocabulary 10 – 15 minutes.

Online link for the activities: <https://www.bbc.co.uk/learningenglish/burmese/course/lower-intermediate/unit-16/session-1>

I can understand a weather forecast.

Preparation	Video	Practice task 1	Grammar and vocabulary
<p>How to do:</p> <p>Look at these symbols and match them to the sentence</p> <div data-bbox="224 1114 562 1380"><p>This symbol means that the weather is very sunny.</p></div>	<p>Watch the weather forecast. Listen for weather vocabulary.</p> <p>What will the weather be like on Sunday morning and on Sunday afternoon in the South?</p> 		

Unit 12 Health

Seeing a doctor.

Let's learn some vocabulary about illnesses

Language: health related.

headache, earache, tummyache, toothache, a cold, sneeze, fever, cough, sore throat, dizzy, a cut, a broken leg

Time for the activity: 10-15 minutes

Online link for the activities: <https://learnenglishkids.britishcouncil.org/word-games/health-and-illness>



Activity

Match the words and pictures. Then click to listen to the word. Then practise saying it.

A screenshot of a matching activity interface. The top section contains 12 orange buttons with speaker icons and the following words: toothache, cold, sore throat, fever, cough, sneeze, broken leg, headache, dizzy, a cut, tummyache, earache. The bottom section contains two illustrations: a person pointing to their ear and a person holding their head in pain.

Unit 12 Health

Staying healthy

Let's learn some health related vocabulary

Language: health related.

medicine, hospital, tablets, plaster, ambulance, bandage, injection, doctor, dentist, nurse, chemist

Time for the activities: Preparation 10 minutes, practice tasks 5 minutes each.



Online link for the activities: <https://learnenglishteens.britishcouncil.org/vocabulary/beginner-vocabulary/health>

Preparation

Match the words and pictures. Then click to listen to the word. Then practise saying it.

Practice tasks

- 1) Matching. Match the words to the definitions.
- 2) Gap fill. Write the word to fill the gaps.

1. A takes care of you when you have a small injury or feel sick.

2. You put a on a cut to keep it clean.

3. You take to make you feel better.

4. A vehicle that takes you to the hospital very quickly is called an .