










Enhancing teacher education through OER:  
MOOC Overview and study planner



Getting Started		<b>Pre-course survey</b>	<input type="checkbox"/>
Week 1	<p>You begin the course by examining the international and national context for teaching and teacher education before considering your vision for active, participatory teaching and learning.</p>  	<p>Study time: 4-6 hours</p> <p><b>Activity 1.1</b> Your vision for teaching and learning (20 mins)</p> <p><b>Activity 1.2</b> Educational Policy and your experience (20 mins)</p> <p><b>Activity 1.3</b> Your vision for change (40 mins)</p> <p><b>Activity 1.4</b> Finding out more about OER (60 mins)</p> <p><b>Activity 1.5</b> Exploring TESS-India Teacher Development OER (30 mins)</p> <p><b>Activity 1.6</b> Implications for Teachers (40 mins)</p> <p><b>Activity 1.7</b> Assignment 1: Reviewing your learning (20 mins)</p>	<input type="checkbox"/> <input type="checkbox"/> <input type="checkbox"/> <input type="checkbox"/> <input type="checkbox"/> <input type="checkbox"/> <input type="checkbox"/>
Week 2	<p>In week 2 you focus on active, participatory learning in more detail, how to help teachers recognise what it means in practice, the skills required and how the TESS-India present this through OER. You complete the week by examining how you can model active learning in your own practice.</p>  	<p>Study time: 4-6 hours</p> <p><b>Activity 2.1</b> Recognising active learning (30 mins)</p> <p><b>Activity 2.2</b> TESS-India Key Resources (45 mins)</p> <p><b>Activity 2.3</b> Looking at the OER (40 mins)</p> <p><b>Activity 2.4</b> The skills and knowledge needed (60 mins)</p> <p><b>Activity 2.5</b> Modelling active learning (60 mins)</p> <p><b>Activity 2.6</b> Reviewing your learning (30 mins)</p>	<input type="checkbox"/> <input type="checkbox"/> <input type="checkbox"/> <input type="checkbox"/> <input type="checkbox"/> <input type="checkbox"/>
Week 3	<p>Week 3 continues the focus on TE pedagogy with how the video resources can be used to help teachers notice active pedagogies and the results of using them. It includes devising criteria for evaluation and giving feedback.</p> 	<p>Study time: 4-6 hours</p> <p><b>Activity 3.1</b> Using video to support active pedagogy (20 mins)</p> <p><b>Activity 3.2</b> Giving feedback (20 mins)</p> <p><b>Activity 3.3</b> Assignment 2: Presenting your ideas and giving feedback (1.5 hours)</p>	<input type="checkbox"/> <input type="checkbox"/> <input type="checkbox"/>



		<b>Activity 3.4</b> Receiving feedback (30 mins) <b>Activity 3.5</b> Reviewing your learning (15 mins)	<input type="checkbox"/> <input type="checkbox"/>
Week 4	<p>In week 4 you continue to examine your practice as a teacher educator, focus on the needs of the teachers you work with and consider how you might use OER in your work. You will also carry out an audit of your skills in order to develop a plan for your own professional development.</p> 	Study time: 4-6 hours  <b>Activity 4.1</b> Identifying teacher needs (30 mins) <b>Activity 4.2</b> Identifying your professional needs (60 mins) <b>Activity 4.3</b> Using OER with teachers (1.5 hours) <b>Activity 4.4</b> Reviewing your learning (30 mins)	<input type="checkbox"/> <input type="checkbox"/> <input type="checkbox"/> <input type="checkbox"/>
Week 5	<p>In week 5 you will explore a range of OER, consider how to judge their quality and consider the process of adapting OER to suit your context. This week culminates in the second assignment in which you will adapt and share an OER.</p> 	Study time: 4-6 hours  <b>Activity 5.1</b> Reviewing OER (15 mins) <b>Activity 5.2</b> Exploring other OER sites (40 mins) <b>Activity 5.3</b> Evaluating OER (40 mins) <b>Activity 5.4</b> Assignment 3: Adapt and review (1.5 hours) <b>Activity 5.5</b> Reflecting your learning (20 mins)	<input type="checkbox"/> <input type="checkbox"/> <input type="checkbox"/> <input type="checkbox"/> <input type="checkbox"/>
Week 6	<p>The final week draws together what you have learned in the previous weeks in order to plan for integrating OER into the teacher education programme you are involved with. The MOOC concludes with a course evaluation.</p> 	Study time: 4-6 hours  <b>Activity 6.1</b> Learning opportunities (60 mins) <b>Activity 6.2</b> Presenting to colleagues (1.5 hours) <b>Activity 6.3</b> Taking forward your plans (60 mins) <b>Activity 6.4</b> Assignment 4: Course quiz (30 mins) <b>Activity 6.5</b> Course Reflection (20 mins) Post-course survey	<input type="checkbox"/> <input type="checkbox"/> <input type="checkbox"/> <input type="checkbox"/> <input type="checkbox"/> <input type="checkbox"/>
End of course checklist and survey		Portfolio of Participation checklist  Post-course survey	<input type="checkbox"/> <input type="checkbox"/>

\*Please note items marked in red are included in the Portfolio of Participation.