



FINPLAN

Hands-on 4: FINPLAN Interface

Learning outcomes

By the end of this exercise, you will be able to:

- 1) Introduce financial data:
 - a) Equity
 - b) New Commercial Loans
 - c) New Bonds
 - d) Other Financial Data
 - e) Shareholder's Return
 - f) Terms of Project Finance Loan

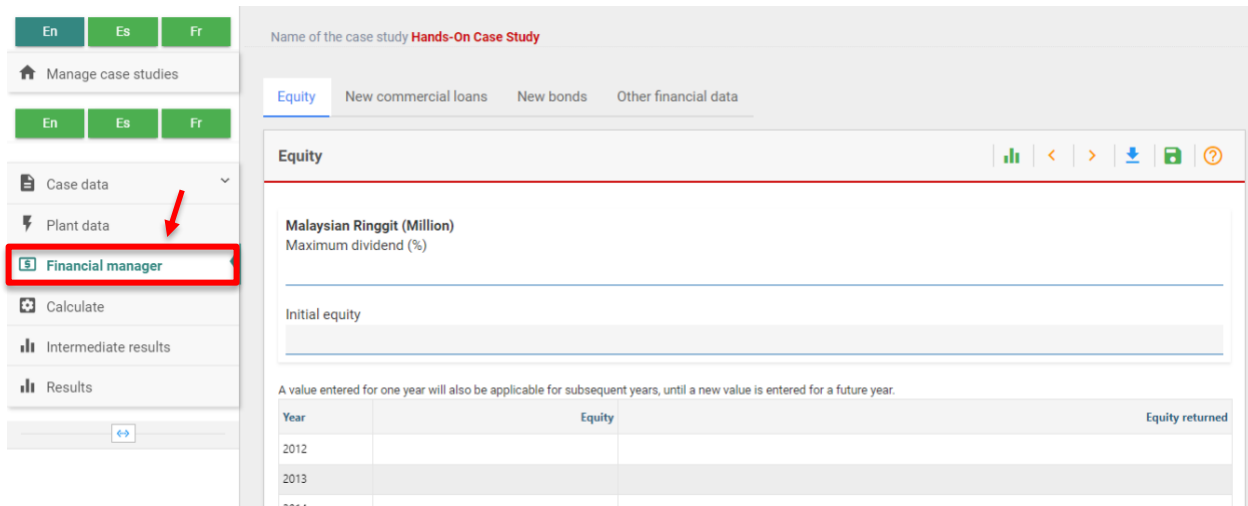
Activity 1a

Introduce Financial Data - Equity

We will continue with the case study file you were working on in Hands-on 3. First, we will enter data related to equity. Remember to save your data accordingly!

Try it:

1. Open the "Hands-On Case Study" file you used in Hands-on 3.
2. Click on "Financial manager" on the left menu pane. The "Equity" page will show up, like below.



Name of the case study **Hands-On Case Study**

Equity | New commercial loans | New bonds | Other financial data

Equity

Malaysian Ringgit (Million)
Maximum dividend (%)

Initial equity

A value entered for one year will also be applicable for subsequent years, until a new value is entered for a future year.

Year	Equity	Equity returned
2012		
2013		
2014		

3. On this page, we can enter a “Maximum Dividend”. The dividend rate is the dividend paid as percentage of the outstanding equity. We will assume that the maximum dividend that FINPLAN can pay is 50%.
4. Equity amounts can be entered for different years whenever needed. It should be noted that equity is always in local currency, i.e., million Ringgit in this case. FINPLAN does not allow foreign equity. We will put some arbitrary numbers, 100 for the year 2013, 150 for 2014 and 200 each for 2015 and 2016.
5. **Note:** If there is a shortage of cash inflows (e.g., when constructing the plant) the model will be withdrawing money from the so-called stand-by-facility to cover the shortfall. If there is a surplus of cash inflows, the model will deposit excess funds to a short-term deposit. See Activity 1d for more information.
6. FINPLAN also allows share buy-back, equity withdrawal or equity return, which can be done when a project has enough surplus money after loans are repaid. We will put the number 200 for the years 2029 and 2030, as loan repayment will be completed by the year 2028.
7. Save your data.



Equity | | | | | |

Malaysian Ringgit (Million)
Maximum dividend (%)
50

Initial equity


A value entered for one year will also be applicable for subsequent years, until a new value is entered for a future year.

Year	Equity	Equity returned
2012		
2013	100.000	
2014	150.000	
2015	200.000	
2016	200.000	
2017		
2018		
2019		
2020		
2021		
2022		
2023		
2024		
2025		
2026		
2027		
2028		
2029		200.000
2030		200.000
2031		
2032		

Activity 1b







Introduce Financial Data – New Commercial Loans

Another source of financing are new commercial loans. Click on “New commercial loans” in the top bar. This option allows entering loans from commercial banks in foreign currency, local currency or both. It requires information on interest spread above inflation, term (loan repayment period in years) and loan drawdown (amount of loan to be withdrawn over the years).



For this case study, we will not use new commercial loans, so leave this page blank.

Equity **New commercial loans** New bonds Other financial data

New commercial loans      

US Dollar (Million)		Malaysian Ringgit (Million)	
Interest spread above Inflation (%)	<input type="text"/>	Interest spread above Inflation (%)	<input type="text"/>
Term (Year's)	<input type="text"/>	Term (Year's)	<input type="text"/>

A value entered for one year will also be applicable for subsequent years, until a new value is entered for a future year.

Year	US Dollar - Drawdown (Million)	Malaysian Ringgit - Drawdown (Million)
2012		
2013		
2014		
2015		







Activity 1c

Introduce Financial Data – New Bonds

FINPLAN allows the owner company to issue new bonds as an option for financing. Click on “New bonds” in the top bar. The owner can issue new bonds in foreign currency, local currency, or both. Data required are the interest rate (“Expected Rate”) and maturity period (“Bonds Term”). Also, the owner can issue bonds several times during the project life. The year of issuance and the amount to be issued can be entered in the time series column.

For this case study, bonds as an option for financing are not used, so leave this page blank.


Equity New commercial loans **New bonds** Other financial data

New bonds      

US Dollar (Million)		Malaysian Ringgit (Million)	
Expected Rate (%)	<input type="text"/>	Expected Rate (%)	<input type="text"/>
Bonds Term (Year's)	<input type="text"/>	Bonds Term (Year's)	<input type="text"/>

A value entered for one year will also be applicable for subsequent years, until a new value is entered for a future year.

Year	US Dollar - Issued (Million)	Malaysian Ringgit - Issued (Million)
2012		
2013		
2014		
2015		



Activity 1d

Introduce Financial Data – Other

FINPLAN offers two possibilities to manage the shortfall and surplus cash: short term deposits and a stand-by facility.

If the project has excess cash in a given year, then the model deposits it in the short-term deposit. A short-term deposit offers a low interest rate. Therefore, it is an inefficient use of cash. Users should always try to minimise the amount in short-term deposits by reducing the available of financial resources or increasing the cash outflows, e.g., by increasing dividends or repaying equity.

If the project has a shortfall of cash, then the model withdraws money from the stand-by facility to bridge the gap. A stand-by facility has a high interest rate and should be avoided whenever possible, e.g., during construction by using alternative sources of finance which have lower costs such as loans, bonds or equity.

We will now provide data related to the short term deposit and stand-by facility.

Try it:

1. Click on “Other financial data” in the top bar.
2. Here, we can see 3 separate boxes: “Other financial data”, “Shareholder’s return data”, and “Terms of project finance loan”. We will first look at the “Other financial data” box.

Equity New commercial loans New bonds **Other financial data**

Other financial data ⓘ

Other financial data ⓘ

Spread for short term deposits (%) above local inflation

Spread for stand-by facility (%) above local inflation

Short loans outstanding initial (Million Malaysian Ringgit)

Shareholders' return data ⓘ

Disposal year

Discount rate

Terms of project finance loan ⓘ

Discount rate



3. The first entry is “Spread for short term deposits above local inflation”. Since a short-term deposit provides a very small interest, we will enter -1. This means the interest rate on a short-term deposit is 1 percentage point lower than the inflation rate.
4. “Spread for stand-by facility above local inflation”: Since the interest rate for the loan from a stand-by facility is high, we will assume, e.g., 4. This means the interest rate for the stand-by facility loan equals the inflation rate plus 4%. As the inflation rate is 4%, the interest rate on the stand-by facility will then be 8%.
5. Last in this box is “Short Loans Outstanding Initial” for the existing company, which is irrelevant here, as we consider project financing without any outstanding loans at the start of the project. We will therefore leave this as 0.
6. Save

Other financial data	
Spread for short term deposits (%) above local inflation	-1
Spread for stand-by facility (%) above local inflation	4
Short loans outstanding initial (Million Malaysian Ringgit)	0

Activity 1e

Introduce Financial Data – Shareholders’ Return

We move to the next item – “Shareholders’ Return”. This data is exclusively used for calculating the Internal Rate of Return (IRR) and the Net Present Value (NPV) for the shareholder's equity.

Try it:

1. We will be on the same page as before, but adding data to the box on the right, “Shareholder’s Return Data”.

Equity New commercial loans New bonds **Other financial data**

Other financial data ?

Other financial data 📁

Spread for short term deposits (%) above local inflation

Spread for stand-by facility (%) above local inflation

Short loans outstanding initial (Million Local Currency)

Shareholders' return data 📁

Disposal year

Discount rate

Terms of project finance loan 📁

Discount rate

2. The “Disposal year” determines the time period for analysing the return to the shareholders, and the year when all remaining equity will be repaid. Here, we will enter 2046, the last year the project is still in operation.
3. To calculate the NPV, a “Discount Rate” is required. We will use 4% for this case study.
4. Save

Shareholders' return data 📁

Disposal year

2046

Discount rate

4

Activity 1f

Introduce Financial Data – Terms of Project Finance Loan

As lending on project financing is completely based on the future cash flow of the project and no collateral (i.e., security for a loan) is involved in it, lenders take extra scrutiny on the project cash flow and the debt servicing capacity of the project is checked. “Terms of project finance loan” provides required information on that.




For safety purposes, lenders require the cash in the project account be a certain percentage higher than the cash needed to pay for the interest and principal amount. The riskier the project is, the higher this percentage needs to be. FINPLAN also calculates the present value of the project cash flow and the maximum project finance loan that can be sustainable for the loan repayment period, as well as the project life for the given security ratio.

Try it:

1. We are still on the same page as before, but now looking at the “Terms of project finance loan” box at the bottom of the page.
2. We used a discount rate of 4% in the previous section (“Shareholder’s return data”). Therefore, we will continue and use 4% in the “Discount rate” box.
3. In Hands-on 3 (“Export Credit 1), we entered a loan term as 12 years. We will therefore continue and use 12 years in “Average Loan Term”.
4. Security ratio defines the extra cash requirement of the lender in percentage. Here, we will take “Security Ratio for Loan Period” and “Security Ratio for Project Life” as 1.3, which means cash in the project account at any year should be 30% higher than the cash requirement for debt servicing.
5. In Hands-On 3 (“General plant data”), we noted the life of the coal power plant is 30 years. We will therefore use this value for “Expected life of project”.
6. “First year of cash to debt service” will be the commissioning year of the plant, which is 2017.
7. Save your data.

Terms of project finance loan	
Discount rate	4
Average loan term (years)	12
Security ratio for loan period	1.3
Expected life of project (years)	30
Security ratio for project life	1.3
First year of cash to debt service	2017



Well done! You have now inputted all the required data in FINPLAN. In the next Hands-on material (Hands-on 5), we will explain running the FINPLAN model and reading results.