

Online English Resource Pack

Grade 4

Contents

Page

1. Introduction

1.1. Who is this resource pack for?	3
1.2. What is in the resource pack?	3
1.3. How to use the resource pack	3
1.4. Offline English resource pack for grade 4	7
1.5. Other resources on learnenglishkids	7

2. Activity pages

Unit 1	10
Unit 2	11
Unit 3	16
Unit 4	21
Unit 5	25
Unit 6	28
Unit 7	30
Unit 8	34
Unit 9	36
Unit 10	40

1. Introduction

1.1. Who is this resource pack for?

This resource pack is primarily designed as a self-study resource for Grade 4 students. It contains a range of engaging and fun activities which supplement the themes and the language skills covered in the Basic Education curriculum for English.

It can also be used by Grade 4 English teachers as a source of extra practice activities for students to do in class or for homework.

Teacher Educators and Student Teachers may also find the materials useful for demonstration lessons.

1.2. What is in the resource pack


The purpose of this resource pack is to provide further practice and extension activities to supplement the content in each of the 10 units in the Grade 4 English Textbook. Some of the activities in this pack can be done as consolidation while students are studying a particular topic in a unit. Some of the activities should be done as revision after students have finished studying a particular topic in the English textbook. The activities provide further practice to enable students to build their vocabulary in English and develop their reading and listening skills. Most of the activities come from the British Council website <https://learnenglishkids.britishcouncil.org/>.

1.3. How to use the resource pack

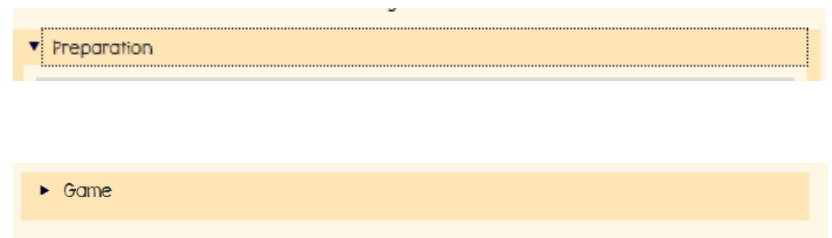
For each unit / topic in the English textbook, there are a number of supplementary online activities in this resource pack which correspond to the topic, language points and skills introduced in the Grade 4 textbook.

The layout for all activity pages is the same. Let's look at one example. In unit 2 in the textbook, the topic is 'Animals'. In this resource pack, there are 5 online links for students to access activities to practise language about animals from unit 2.

Turn to page 11.

<p>The unit and topic from the English textbook is at the top of the page.</p>	<p>Unit 2: Animals</p>
<p>The learning outcome is in the yellow speech bubble.</p>	
<p>The 'Let's ...' phrase shows you the main activity students will do after accessing the link, e.g. 'Let's sing a song', 'Let's play a game', 'Let's practise vocabulary'.</p>	<p>Let's sing a song</p>
<p>Language lists the items of language students will practise while doing the activity.</p>	<p>Language: nouns - animals and animal noises: duck, quack, cow, moo, dog, woof, pig, oink, sheep, baa, cat meow, horse, neigh, goat, maa</p>
<p>Time for the activities estimates how long each activity should take. Note when clicking on 'online link for the activities', there are a number of different activities students can do.</p>	<p>1. Preparation (5 minutes), 2. Game (10 minutes) https://learnenglishkids.britishcouncil.org/songs/old-macdonald-had-farm</p>

Click on the link. You can see, in this example, there are **two** activities: **Preparation** and **Game**.

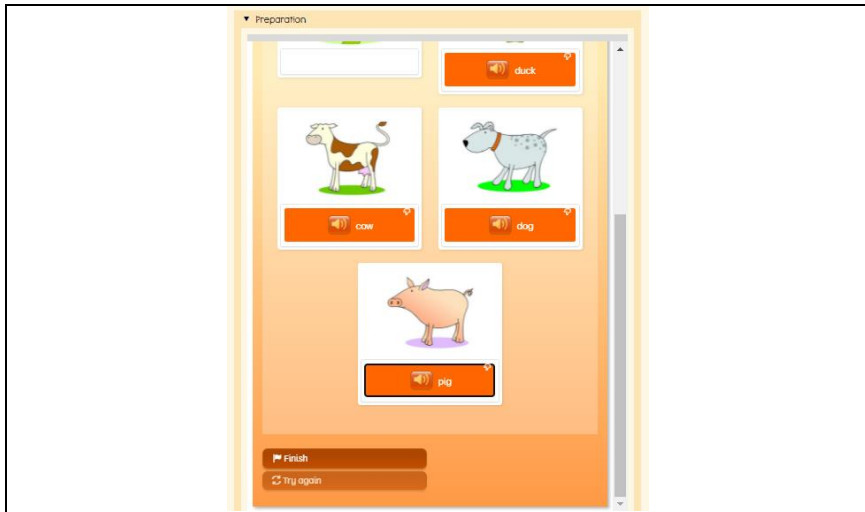


Click on the first activity: **Preparation**



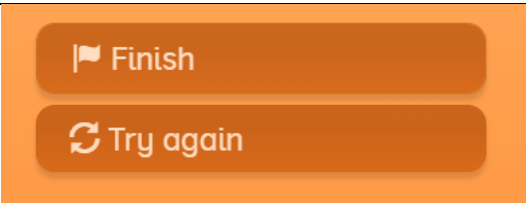
For each activity, there are instructions '**How to play**' the activity in the resource pack.

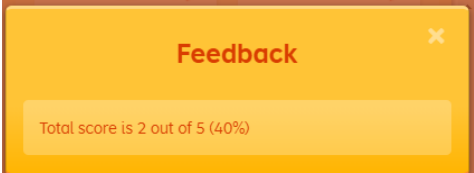

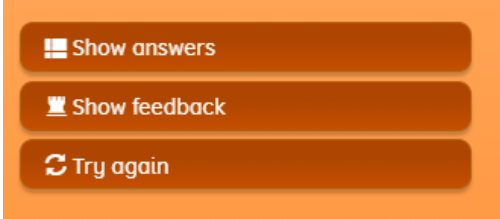
- 1. Preparation**
How to play:
1) Click on a word.



- 2) Click in the box under the picture showing the word.
- 3) Click the speaker to the left of the word to hear the word.
- 4) Practise saying the word.

When students have completed the activity, click *Finish* to check their answers.



<p>Students receive <i>Feedback</i> and corrections.</p> 	
<p>After that, <i>Show the answers</i> or click <i>Try again</i> to play the activity again.</p>	

1.4 Offline English resource pack for grade 4

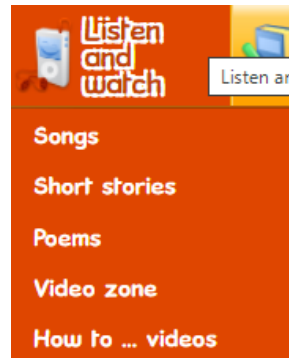
You can supplement the activities in this online resource pack with offline activities from the **Offline English resource pack for grade 4** to provide further practice for students.

1.5. Other resources on learnenglishkids

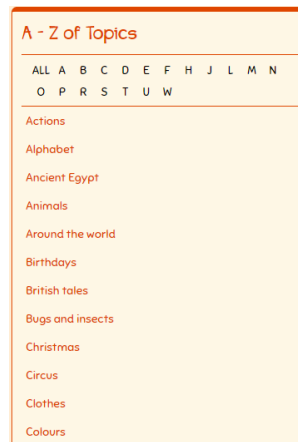
The <https://learnenglishkids.britishcouncil.org/> web-site provides a wide range of resources for young learners learning English. If you click on the homepage, you can see tabs for a variety of activities, including, listening, reading, writing, speaking, grammar and vocabulary.



For each tab, click to see a drop-down menu of options.



You can also find a wide range of topic related activities if you scroll down the home page to the **A - Z of Topics** box.



Activity pages

Unit 1 People Around Us

Let's practise vocabulary

Language: adjectives of appearance

young, old, clean, dirty, short, tall, ugly, beautiful, fat, thin

Time for the activities: Describing 10 minutes, Games 10-15 minutes each.

Online link for the activities: <https://learnenglishkids.britishcouncil.org/word-games/describing-1>

I can describe what people look like.

Describing 1

Match adjectives of appearance to pictures of people.

How to play:

- 1) Click on a word.
- 2) Click in the box under the picture showing the word.
- 3) Click the speaker to the left of the word to hear the word.
- 4) Practise saying the word.



Game 1

Burst balloons in the correct order to spell adjectives of appearance.

How to play:

- 1) Look at the picture at the bottom of the screen showing the adjective of appearance.
- 2) Burst the balloons with the letters in the correct order to spell the adjective.



Game 2

Burst bubbles in the correct order to make sentences using adjectives of appearance

There is 20 second time limit to complete each sentence.



Unit 2 Animals

Let's sing a song

Language: nouns: animals and animal noises

duck, quack, cow, moo, dog, woof, pig, oink, sheep, baa, cat meow, horse, neigh, goat, maa

Time for the activities: Preparation 5 minutes, Game 10 minutes

Online link for the activities: <https://learnenglishkids.britishcouncil.org/songs/old-macdonald-had-farm>

I can match farm animals and their noises.

Preparation

How to play:

- 5) Click on a word.
- 6) Click in the box under the picture showing the word.
- 7) Click the speaker to the left of the word to hear the word.
- 8) Practise saying the word.



Game

How to play:

- 1) Listen to the song.
- 2) Match the animals and their noises.



Unit 2 Animals

Let's listen to a song

Language: nouns: wild animals and rooms

lion, tiger, hippo, kangaroo, beetle, bison, tortoise; living room, bathroom, toilet, kitchen, dining room

Time for the activities: Preparation 5 minutes, Game 10- 15 minutes.

Online link for the activities:

<https://learnenglishkids.britishcouncil.org/songs/animal-house>

I can put wild animals
into rooms in a house.

Preparation

How to play:

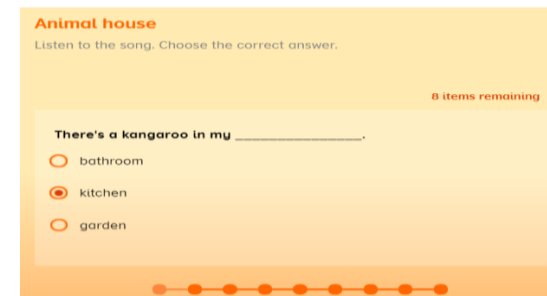
- 1) Click on a word.
- 2) Click in the box under the picture showing the word.
- 3) Click the speaker to the left of the word to hear the word.
- 4) Practise saying the word.



Game

How to play:

- 1) Listen to the song.
- 2) Choose the correct answer.



I can use facts to describe an animal.

Unit 2 Animals

Let's read and write about an animal!

Language: factual descriptions, can/can't

can/can't, swim, walk, jump, forest, grass, kangaroo, pouch, strong

Time for the activities: Preparation 5 minutes; Activity 10 -15 minutes; Writing 30 minutes.

Online link for the activities <https://learnenglishkids.britishcouncil.org/writing-practice/animal-fact-file>

Preparation

How to play:

Match the words with the pictures.

Game

How to play:

- 1) Read the animal fact file and match the information to the headings.

Writing

How to do:

- 1) Write a fact file about a different animal.
- 2) Research these things: What type of animal is it? Where does it live? What does it eat? What does it look like? How long does it live? What can it do?

I can understand a song about sea animals.

Unit 2 Animals


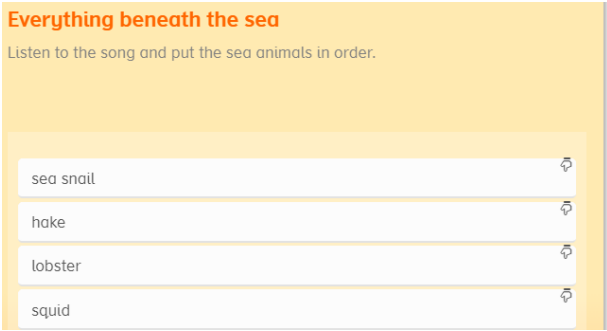
Let's learn about sea animals

Language: Vocabulary – sea creatures and features

sea, cave, rock, sand, whale, squid, shark, jellyfish, sea snake, sea snail, crab, lobster

Time for the activities: Preparation 5-10 minutes, Game 10 minutes.

Online link for the activities: <https://learnenglishkids.britishcouncil.org/songs/everything-beneath-the-sea>

<p>Preparation Match the words to the pictures.</p> 	<p>Game How to play: Listen to the song and put the sea animals in order.</p> 
---	---

Unit 2 Animals

Let's listen to a poem

Language: can/can't + verb, vocabulary

game, seal, shark, snail, hen, goose, mole, hop, tweet, bleat, ski, moo, can/can't

Time for the activities: Preparation 5-10 minutes, Games 10 minutes each

Online link f

or the activities: <https://learnenglishkids.britishcouncil.org/poems/do-you-ever-wonder>

I can describe what
animals can and
can't do.

Preparation

How to play:

- 1) Match the word with the picture.

Do you ever wonder?
Match the words to the pictures.

10 items remaining

game, goose, ski, hop, bleat, seal, hen, tweet, shark, moo

mole, snail

Games

How to play:

- 1) Listen to the poem. Put the missing words in the sentences.
- 2) Answer the sentences true or false.
- 3) Listen to the poem. Match the words that rhyme.

Do you ever wonder?
Listen to the poem. Put the missing words in the sentences.

7 items remaining

ski, tweet, seal, bleat, snail, moo, game

A fish can't []

Do you ever wonder?
Think about the poem. Are the sentences true or false?

6 items remaining

Different animals can do different things.

true
 false

All animals can see, walk and talk.

true
 false

job, seal, go, tweet

I can talk about the weather.

Unit 3 Seasons in Myanmar




Let's talk about the weather

Language: weather vocabulary

Weather 1: windy, sunny, raining, snowing, hot, cold, stormy, cloudy. Weather 2: freezing, boiling, hailing, foggy, icy, warm, flood, tornado, hurricane

Time for the activities: 5-10 minutes per game

Online link for the activities: 1) <https://learnenglishkids.britishcouncil.org/word-games/weather-1>
 2) <https://learnenglishkids.britishcouncil.org/word-games/weather-2>

<p>Weather 1 - Preparation</p> <p>How to play:</p> <ol style="list-style-type: none"> 1) Click on a word. 2) Click in the box under the picture showing the word. 3) Click the speaker to the left of the word to hear the word. 4) Practise saying the word. 	<p>Weather 1 - Game</p> <p>How to play:</p> <ol style="list-style-type: none"> 1) Match the words and pictures. 	<p>Weather 2 - Game</p> <p>How to play:</p> <ol style="list-style-type: none"> 1) Match the words and pictures. 
--	---	--

I can understand a video about the Earth.

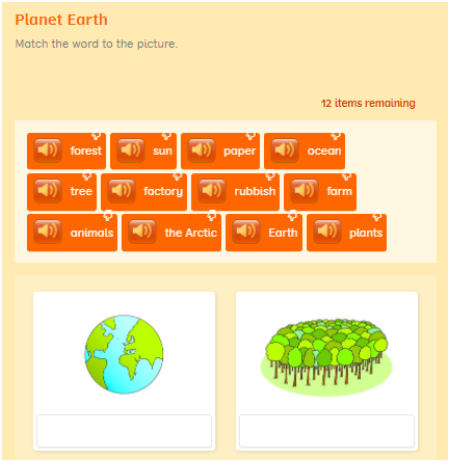

Unit 3 Seasons in Myanmar

Let's learn about planet Earth

Language: forest, sun, paper, ocean, tree, factory, rubbish, farm, animals, the Arctic, Earth, plants

Time for the activities: Preparation 5 minutes, Game 15 minutes

Online link for the activities: <https://learnenglishkids.britishcouncil.org/short-stories/planet-earth>

<p>Preparation</p> <p>How to play:</p> <ol style="list-style-type: none">1) Match the word with the picture.2) Listen to and practise saying the words. 	<p>Game</p> <p>How to play:</p> <ol style="list-style-type: none">1) Watch the story2) Put the missing words in the sentences.  <p>Planet Earth</p> <p>Watch the story and put the missing words in the sentences.</p> <p>8 items remaining</p> <p>plants oceans rain Trees Arctic ice sun animals</p> <ol style="list-style-type: none">1. Forests are home to over half of the world's <input type="text"/> and plants.2. <input type="text"/> clean the air and produce oxygen for us to breathe.3. The <input type="text"/> are home to millions of marine animals.4. They absorb the <input type="text"/> 's heat and transfer it to the atmosphere.5. At opposite ends of the world, the <input type="text"/> and Antarctic are freezing cold lands.
---	---

Unit 3 Seasons in Myanmar

Let's watch and listen to a story

Language: nouns - places, adjectives - weather conditions

mountain, desert, jungle, island, forest; freezing, raining, foggy, windy, hot, storm

Time for the activities: Preparation 5 minutes; Game 15 minutes

Online link for the activities: - <https://learnenglishkids.britishcouncil.org/short-stories/ali-and-the-magic-carpet>

I can understand a story about a boy and a magic carpet.


Preparation

- 1) Match the word with the picture.
- 2) Listen to and practise saying the word.

Ali and the magic carpet
Match the word to the picture.

12 items remaining

jungle	snow	freezing	windy
foggy	desert	forest	hot
island	raining	mountain	storm



Game

How to play:

- 1) Watch the story and put the places in order.

Ali and the magic carpet
Watch the story and put the places in order.

South Pole
island
jungle
desert
forest
mountains

Unit 3 Seasons in Myanmar

Let's practise reading about the seasons.

Language: nouns - seasons

Spring, Summer, Autumn, Winter, warm, cold, leaves, fruit

Time for the activities: Preparation 5 minutes, text 10-15 minutes, game 5-10 minutes.

Online link for the activities: <https://learnenglishkids.britishcouncil.org/reading-practice/seasons>

I can read about the seasons.

Preparation

How to play:

- 1) Match the word with the picture.
- 2) Listen to and practise saying the word.

Seasons
Match the word to the picture.

6 items remaining

cold warm summer winter
autumn fruit

leaves spring

FACT FILE: Seasons

FUN FACTS:

- When it is summer in the north it is winter in the south.

- At the North and South Pole there are only two seasons.

- In tropical places near the Earth's equator there are two seasons: a 'wet' season and a 'dry' season.

In many places the weather changes during the year. These changes are called seasons. In the north and south there are four seasons in a year. Each season brings changes that are important for plants and animals that live in different parts of the world.



Spring starts when the day and night are the same length. The weather gets warmer and sunnier. Trees and plants start to grow. Many animals have their babies in spring.

Summer begins on the longest day of the year. In the north this is on 21 June. Summer is usually the warmest and sunniest time of the year. Fruit grows on trees and plants. Young animals grow bigger and stronger.



Autumn starts when the day and night are the same length again. During autumn, the leaves change colour and fall from the trees. Some animals collect food before winter comes.

Winter begins on the shortest day of the year. In the north this is on 21 December. The weather is colder and in some places there is lots of snow. Plants and trees stop growing. Some animals, like bats and bears, find places to hide and sleep. This is called hibernation.



Game

How to play:

- 1) Read the fact file.
- 2) Put the missing words in the sentences.

Seasons
Read the fact file. Put the missing words in the sentences.

7 items remaining

snow seasons babies trees summer June Bears

1. The four seasons are spring, summer, autumn and winter.

Finish
Try again

I can put the months of the year in order.

Unit 3 Seasons in Myanmar


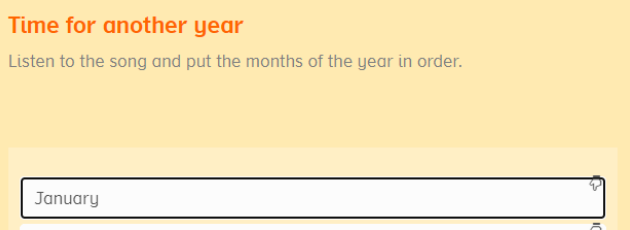

Let's learn the seasons and months of the year

Language: seasons, months of the year

spring, summer, autumn, winter, January, February etc.

Time for the activities: Preparation: 2 minutes, Game: 5 minutes, Singing: 5-10 minutes

Online link for the activities: <https://learnenglishkids.britishcouncil.org/songs/time-another-year>

<p>Preparation</p> <ol style="list-style-type: none">1) Match the word with the picture.2) Listen to and practise saying the word. 	<p>Game</p> <p>How to play:</p> <ol style="list-style-type: none">1) Listen to the song. Put the months of the year in order. 	<p>Singing</p> <p>Finally, practise singing the song.</p> 
---	---	---

I can spell words about birthdays.

Unit 4 Happy days in my life

Let's practise spelling.

Language: vocabulary about birthdays

party, cake, balloons, streamers, present, candles, make a wish, party hats, birthday cake

Time for the activities: Preparation: 5 minutes, Game: 10-15 minutes,

Online link for the activities: <https://learnenglishkids.britishcouncil.org/word-games/birthdays>

Preparation

- 1) Match the word with the picture.
- 2) Listen to and practise saying the words.

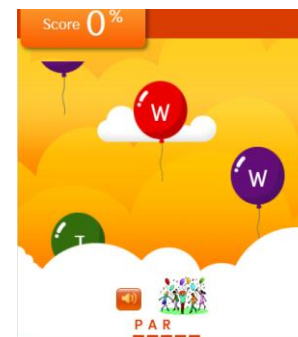


Game

How to play:

Burst balloons in the correct order to spell birthday words.

- 1) Look at the picture at the bottom of the screen. What does it show?
- 2) Burst the balloons with the letters in the correct order to spell the words the picture shows.



Unit 4

Let's listen and sing the days of the week

Language: Monday, Tuesday, Wednesday, Thursday, Friday, Saturday, Sunday

Time for the activities: Listening 5 minutes, Singing 10 minutes

Online link for the activities: <https://www.youtube.com/watch?v=mXMofxtDPUQ>

I can sing the days of the week.

Listening

- 1) Watch the video and listen to the song.



Singing

- 1) Sing the song.



Unit 4 Happy days in my life

Let's learn about an Indian festival

Language: vocabulary

coconut, fireworks, sweets, diya, roof, window, candle, clothes, play cards, family

We play cards and wear special clothes...

Time for the activities: Preparation 5 minutes, video 10-15 minutes, Game 10 minutes

Online link for the activities: <https://learnenglishkids.britishcouncil.org/short-stories/my-favourite-day-diwali>

I can understand a story about a festival.

Preparation

- 1) Match the word with the picture.
- 2) Listen to and practise saying the word.

My favourite day - Diwali
Match the word to the picture.

8 items remaining

coconut fireworks sweets diya
roof window candle family

play cards clothes

Game

How to play:

- 1) Watch the story.
- 2) Put the missing words in the sentences.

My favourite day - Diwali
Watch the story and put the missing words in the sentences.

5 items remaining

candles sweets roofs fireworks card games

1. Diwali means the festival of light .

2. Hindus celebrate for five days during November and October.

3. During Diwali we play and dress up in special clothes.



Unit 4 Happy days in my life




Let's write an invitation to a party

Language: Inviting someone to an event

Time for the activities: Preparation: 5 minutes. Game: 5-10 minutes. Writing: 15-20 minutes.

Online link for the activities: <https://learnenglishkids.britishcouncil.org/writing-practice/birthday-party-invitation>

I can write a birthday party invitation.

<p>Preparation Match the word to the picture.</p> <p>Birthday party invitation Match the word to the picture.</p> <p>6 items remaining</p> <p>street date party birthday telephone time</p> 	<p>Game How to Play: 1) Read the birthday party invitation.</p>  <p>2) Put the missing words in the sentences.</p> <p>Birthday party invitation Read the birthday party invitation. Put the missing words in the sentences.</p> <p>6 items remaining</p> <p>telephone date from place time reply</p> <p>2. Please come to my <input type="text"/> party!</p>	<p>Writing practice 1) Draw and write an invitation to your party.</p> <p>4. Practise writing!</p> <p>Write an invitation to your party! Think about these questions first: Who is the invitation for? What date is the party? Where is the party? What time is the party?</p> 
---	--	--

Unit 5 Shopping

Let's watch and listen to a shopping song

Language: shop names and products sold

shop, town, supermarket, clothes, food, baker's, shoe shop. Books, games, toys, sweets, shelf

Time for the activities: Preparation 5-10 minutes, Game 10 minutes.

Online link for the activities: <https://learnenglishkids.britishcouncil.org/songs/shopping>

I can understand a song about shops and shopping.

Preparation

1. Match the word to the picture.

Shopping
Match the word to the picture.

10 items remaining

clothes toys shelf sweets
supermarket shop game books
food shoe shop

baker's town

Game

How to play:

- 1) Watch the video and listen to the song.
- 2) Put the sentences in order.

Shopping
Listen to the song and put the sentences in order.

There's a baker's shop with bread and cakes.
It may be on a shelf up high.
Food to eat and clothes to wear.
Say what you need to buy.
Grown-ups meet and chat and babies cry.
And next door there's a shop that's full of sweets.
There are little shops and bigger shops.
A shoe shop with some fashion for your feet.

Unit 5 Shopping

Let's watch and listen to a story

Language: shopping, London, train, computer game, shorts, monster, birthday present, chocolates, tie, camera, cake

Time for the activities: Preparation 5-10 minutes, Game 10 minutes

Online link for the activities: <https://learnenglishkids.britishcouncil.org/short-stories/monster-shopping-trip>

I can understand a story about buying presents.


Preparation


Match the word to the picture.

Monster shopping trip
Match the word to the picture.

10 items remaining

tie shopping camera birthday
computer game train London cake
shorts chocolates

 present

 monster

Game

How to play:

- 1) Watch the story.
- 2) Choose the correct answer.

Monster shopping trip

Watch the story. Choose the correct answer.

6 items remaining

It is Hairy Henry's _____.

- holiday
- birthday

Unit 5 Shopping

Let's talk about places in a town



Language: shops and places in a town

bank, butcher's, baker's, florist, hairdresser's, sports centre, airport, library, apartment, farm, fairground, theatre

Time for the activities: Preparation 5 minutes, Game 10-15 minutes.

Online link for the activities: <https://learnenglishkids.britishcouncil.org/word-games/places-town-2>



Preparation	Game
<p>Match the word to the picture.</p> 	<p>How to play:</p> <ol style="list-style-type: none">1) Read the clue2) Spell the word by clicking on the correct letters that come up on the screen. 

Unit 6 Myanmar and its neighbouring countries

Let's practise how to ask for and give directions to places

Language: Directions

go straight on, turn left, turn right, go past, go round the roundabout, go over the bridge, follow the signs, read the map, go through the tunnel, follow the signs, go long the road, stop, cross the road

Time for the activities: Preparation 5 minutes, Game 10-15 minutes.

Online link for the activities: <https://learnenglishkids.britishcouncil.org/word-games/directions>

I can ask for and give directions to places.

Preparation

- 2) Match the word with the picture.
- 3) Listen to and practise saying the word.

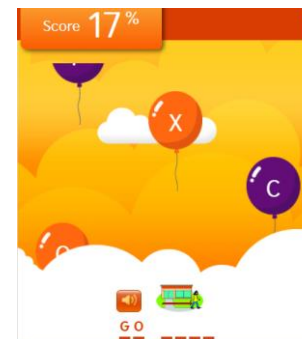


Game

How to play:

Burst balloons in the correct order to spell.

- 3) Look at the picture at the bottom of the screen. What direction does it show?
- 4) Burst the balloons with the letters in the correct order to spell the word or phrase the picture shows.



Unit 6 Myanmar and its neighbouring countries

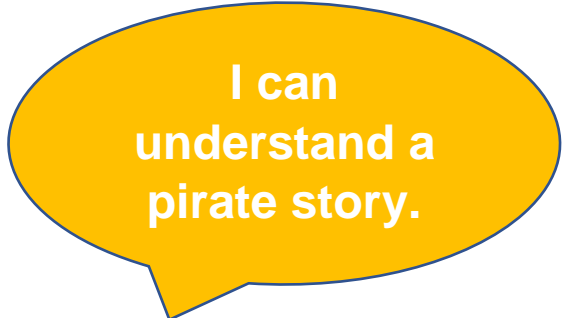
Let's watch and listen to a pirate story


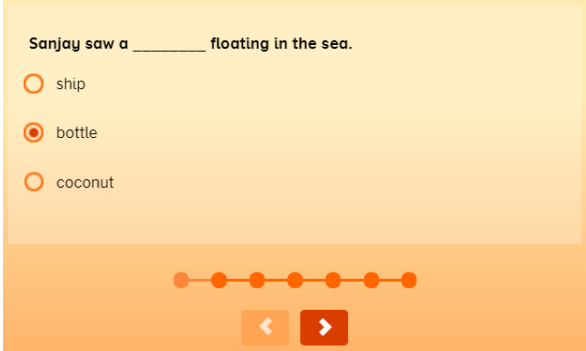
Language: directions, compass points

turn left/right, go along/straight on, pirate, ship, treasure, map, gold, cross, bottle, jewels, north, south, east, west

Time for the activities: Preparation 5-10 minutes, Game 10 minutes

Online link for the activities: <https://learnenglishkids.britishcouncil.org/short-stories/the-treasure-map>



<p>Preparation</p> <p>1) Match the word to the picture (12 words).</p> <p>2) Listen to and practise saying the word.</p> 	<p>Game</p> <p>Watch and listen to the story. Choose the correct answer.</p> <p>Sanjay saw a _____ floating in the sea.</p> <ul style="list-style-type: none"><input type="radio"/> ship<input checked="" type="radio"/> bottle<input type="radio"/> coconut 
---	--

Unit 7 Clothes

Let's spell clothes words

Language: clothes vocabulary

sandals, shoes, jeans, dress, jumper, coat, socks, skirt, T-shirt, trousers, shirt, jacket

Time for the activities: Preparation 5-10 minutes, Game 10 minutes

Online link for the activities: <https://learnenglishkids.britishcouncil.org/word-games/clothes-1>

I can say and spell words about clothes.

Preparation

Match the word to the picture.


Clothes 1
Match the word to the picture.
12 items remaining

trousers sandals coat shoes
jumper skirt shirt t-shirt jeans
jacket dress socks

Game

How to play:

- 1) Look at the picture. What clothes does it show?
- 2) Click on the balloons in the correct order to burst them and spell the word.



Unit 7 Clothes

Let's spell more clothes words

Language: clothes vocabulary

slippers, underpants, flip flops, vest, blouse, cardigan, pyjamas, trainers, tights, shorts, tie, boots

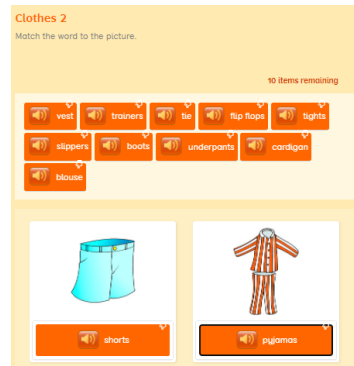
Time for the activities: Preparation 5-10 minutes, Game 10 minutes

Online link for the activities: <https://learnenglishkids.britishcouncil.org/word-games/clothes-2>



Preparation

- 1) Match the word to the picture.
- 2) Listen to and say the word.



Game 1

How to play:

- 1) Look at the picture.
- 2) Click on the balloons in the correct order to burst them and spell the word.



I can understand a story about favourite clothes.




Unit 7 Clothes

Let's watch and listen to a story.

Language: Christmas, birthday, clothes, to fit, to grow, jumper, trousers, slippers, to knit, Mum, Grandma, charity shop

Time for the activities: Preparation 5-10 minutes, Game 10 minutes

Online link for the activities: <https://learnenglishkids.britishcouncil.org/short-stories/my-favourite-clothes>

<p>Preparation</p> <p>Match the word to the picture.</p> 	<p>Game</p> <p>Watch the story.</p> 
	<p>Complete the sentences.</p> 

Unit 7 Clothes

Let's listen to a song.

Language: vocabulary - clothes and accessories

trousers, head, leg, button, zip, shoes, hood, gloves, feet, belt, skirt, Velcro

Time for the activities: Preparation 5-10 minutes, Game 10 minutes.

Online link for the activities: <https://learnenglishkids.britishcouncil.org/songs/dont-put-your-trousers-your-head>

I can understand a song
about getting dressed.

Preparation

Match the word to the picture.

Don't put your trousers on your head
Match the word to the picture.

10 items remaining

leg feet gloves zip belt
shoes hood velcro skirt
button

trousers head

Game

Listen to the song.



Complete the sentences

Don't put your trousers on your head
Listen to the song. Choose the correct answer.

5 items remaining

Don't put your trousers on your _____

feet

head

legs

Unit 8 Food

Let's practise spelling words

Language: food vocabulary

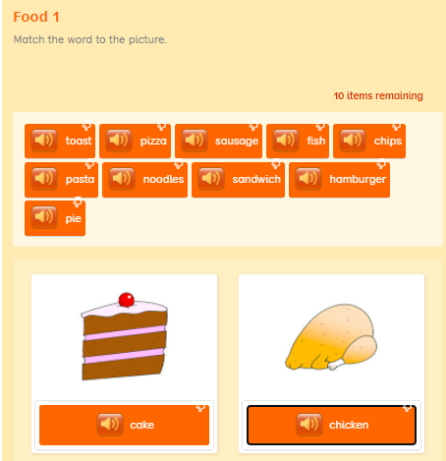
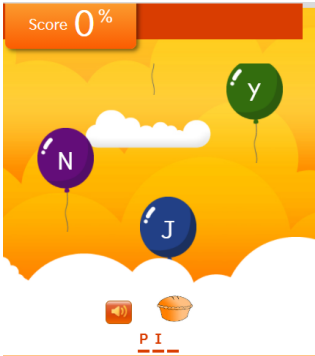
Food 1 - noodles, toast, chicken, cake, hamburger, pie, pizza, fish, chips, sausage, sandwich, pasta

Food 2 - nuts, bread, sweets, rice, meat, eggs, cheese, chocolate, yogurt, biscuits, ice cream, noodles

Time for the activities: Preparation 5-10 minutes, Games 10-15 minutes each

Online link for the activities: <https://learnenglishkids.britishcouncil.org/word-games/food-1>
<https://learnenglishkids.britishcouncil.org/word-games/food-2>

I can spell words
about food.

Preparation	Game
<p>Match the word to the picture.</p> 	<p>How to play:</p> <ol style="list-style-type: none">1) Look at the picture. What is it?2) Click on the balloons in the correct order to burst them and spell the word. 

Unit 8 Food

Let's listen and sing a song about food

Language: vocabulary, pronunciation

chicken, rice, peas, juice, chocolate cake, pizza, salad, fish & chips, milkshake, hands, tummy, meals, drinks, puddings

Time for the activities: Preparation 5-10 minutes, Activity 10 minutes, Singing 10 minutes.

Online link for the activities: <https://learnenglishkids.britishcouncil.org/songs/chocolate-cake>

I can match different kinds of food to their food group.


Preparation

Match the word to the picture.

Chocolate cake

Match the word to the picture.

7 items remaining



chicken



rice

Game

How to play:

- 1) Listen to the song.



- 2) Put the words in the correct food group.



Unit 9 The past

Let's look at the past simple tense.

Language: regular and irregular past tense verbs

Time for the activities: Preparation 5-10 minutes, Games 10 minutes each.

Online link for the activities: <https://learnenglishkids.britishcouncil.org/grammar-practice/past-simple-sentences>

I can use past tense verbs to write sentences.

Preparation

Read the grammar rules for regular and irregular past tense verbs

Grammar Rule

Examples

*I played football.
We ate lots of cake!
She didn't watch a film.*

Remember!

For regular verbs, we add -ed. For irregular verbs, there is a special past tense form.
regular verbs: *play - played, watch - watched, want - wanted*
irregular verbs: *eat - ate, write - wrote, go - went*

Be careful!

When we use the negative, we don't change the main verb. We use 'didn't' instead.
*I didn't watch TV.
I didn't go to school.*

We say... We don't say...

*I had fun! (NOT I ~~had~~ fun!)
He didn't play tennis. (NOT He ~~didn't~~ played tennis.)
They went to France. (NOT They ~~went~~ to France.)*

Game 1

How to play:

- 1) Are the following past tense verbs regular or irregular? Paint the verbs the correct colour.



Game 2

How to play:

- 1) Complete the sentence with the correct past tense verb.

Past simple - sentences
Put the words into the gaps to complete the sentences.

8 items remaining

wrote watched played visited walked lived did gave

1. I **ate** lots of chocolate cake.

Unit 9 The past

Let's talk about the past

Language: past simple of verb 'to be': **was / were**

Time for the activities: Preparation 5-10 minutes, Games 5 – 10 minutes each.

Online link for the activities: <https://learnenglishkids.britishcouncil.org/grammar-practice/past-simple-verb-be>

I can use 'to be' to talk about the past.

Preparation

How to do:

Read about the grammar rules.

Grammar Rule

Examples

*I was at my Gran's house yesterday.
You were late for school this morning.
She was with her friends last Saturday.
We were tired yesterday.*

Remember!

*I was
you were
She was
He was
It was
We were
They were*

Game 1

How to play:

Gap fill - click on the correct word to complete the sentences.

Score 10% 02/10

2. He _____ sick yesterday.

Score for this question: 2

were

are

was

Game 2

How to play:

Click on the words in the right order to make a sentence.

Score 0% 5 13.55

2. _____ Saturday.

Score for this question: 0

Saturday. She was

her with

friends

last

Unit 9 The past

Let's watch a video about a school day.

Language: past tense verbs, vocabulary - school

school, pyramids, maths, test, friends, birthday party, wrote, taught, sang, drank, ate, cake

Time for the activities: Preparation 5-10 minutes, Game 10 minutes, Discussion 10 minutes.

Online link for the activities: <https://learnenglishkids.britishcouncil.org/grammar-videos/kittys-school-day>

I can understand a video about a school day.


Preparation


Match the word to the picture.

Kitty's school day
Match the word to the picture.

12 items remaining

teach	school	test	eat	sing
friends	birthday party	pyramids		
drink	cake	maths	write	





Game

Watch the video.



Order the sentences.

Kitty's school day
Order the sentences.

- She wrote a story.
- Kitty watched a film on the pyramids.
- She had a maths test.
- Sarah invited her to a birthday party.
- She talked about Ancient Egypt.
- She played with her friends.

I can use the past simple to write about last summer.

Unit 9 The past




Let's practise listening skills.

Language – past simple sentences.

We went to France, I walked, you wanted, we flew, I visited, you said, we travelled, I liked, you didn't go...

Time for the activities: Preparation 5 minutes, Chant 5 minutes, Games 5 minutes each.

Online link for the activities: <https://learnenglishkids.britishcouncil.org/grammar-chants/remember-last-summer>

<p>Preparation</p> <p>Match the words to the pictures.</p> <div data-bbox="203 791 707 1273"> <p>Remember last summer? Match the words to the pictures.</p> <p>10 items remaining</p> <p>shop stay in a hotel hill summer ill museum Italy Brazil dance France</p>   </div>	<p>Game 1</p> <p>Listen to the grammar chant.</p> <div data-bbox="786 770 1308 1058">  </div> <p>Gap fill – choose the correct word to complete the sentences.</p> <div data-bbox="779 1182 1312 1410"> <p>Remember last summer? Listen to the grammar chant. Choose the correct answer.</p> <p>7 items remaining</p> <p>Remember last _____ when we went to France?</p> <p><input type="radio"/> spring</p> <p><input checked="" type="radio"/> summer</p> </div>	<p>Game 2</p> <p>Gap fill – complete the sentences with the correct past simple forms of the verbs.</p> <div data-bbox="1384 826 1946 1259"> <p>Remember last summer? Put the past simple forms of the verbs in the sentences.</p> <p>8 items remaining</p> <p>didn't read played drank didn't talk helped didn't wear didn't eat went</p> <p>1. Last holiday we _____ to the beach.</p> <p>2. My brother _____ games online all last night.</p> </div>
--	--	--

Unit 10 The future

Let's listen and practise grammar

Language: 'will' future and vocabulary

will/ won't, house, rocket, flying car, spaceship, plane, moon, go to work, train.

Time for the activities: Preparation 5 minutes, Games 10 minutes each

Online link for the activities: <https://learnenglishkids.britishcouncil.org/grammar-chants/one-day-we'll-have-flying-cars>

I can make probabilities about the future using 'will' and 'won't.'


Preparation

Match the word to the picture.

One day we'll have flying cars
Match the words to the pictures.

6 items remaining

rocket spaceship plane moon go to work train



flying car house

Game 1



- 1) Listen to the grammar chant.
- 2) Choose the correct answer.

One day we'll have flying cars
Listen to the grammar chant. Choose the correct answer.

7 items remaining

One day we'll have flying _____

bikes

cars

trains

Game 2

- 1) Fill in the gaps with 'will ('ll)' or 'won't' and a verb to complete the sentences.

One day we'll have flying cars
Put 'will ('ll)' or 'won't' and a verb in the sentences.

8 items remaining

'll live won't play won't go 'll help won't damage will be

will teach won't have

1. I think we _____ on another planet.

2. We _____ enough space on Earth.

Unit 10 The future

Let's practise grammar- 'will' and 'won't'

Language: future form – will, won't

He'll be there, I won't go...

Time for the activities: Preparation 5-10 minutes, Games 5 minutes each.

Online link for the activities: <https://learnenglishkids.britishcouncil.org/grammar-practice/will-future-predictions>

I can make predictions about the future using will and won't.

Preparation

Read the grammar rule.

Grammar Rule

Examples

*I will be a teacher.
He'll travel around the world.
You won't have any problems.*

Remember!

We can use 'will' or 'I'll' to talk about the future and make future predictions. For the negative, we can say 'will not' or 'won't'.
*I'll live in a big house when I'm older.
She will have lots of pets.
Children won't go to school in the future.
We will not drive normal cars.*

Game 1

Ordering - put the words in the correct order to make sentences.

Will - future predictions
Can you put these words into the correct order?

10 items remaining

have will pet a elephant He

□ □ □ □ □ □

Game 2

Click on the words in the right order to make a sentence.

Score 0% ♥ 5 🕒 14.98

will a cricket

player. I be

famous
