

Energy and Flexibility Modelling

Hands-on 15

Please use the following citation for:

- **This exercise**

Cannone, Carla, Allington, Lucy, & Howells, Mark. (2021, March). Hands-on 15: Energy and Flexibility Modelling (Version 3.0.). Zenodo. <https://doi.org/10.5281/zenodo.4610005>

- **clicSAND Software**

Cannone, C., Allington, L., de Wet, N., Shivakumar, A., Goynes, P., Valderamma, C., & Howells, M. (2021, March 10). ClimateCompatibleGrowth/clicSAND: v1.1 (Version v1.1). Zenodo. <http://doi.org/10.5281/zenodo.4593100>

- **OSeMOSYS Google Forum**

Please sign up to the help Google forum [here](#). If you are stuck, please ask questions here. If you get ahead, please answer questions in the same forum. Please state that you are using the 'clicSAND' Interface.

Learning outcomes

By the end of this exercise, you will be able to:

1) Gather data from SAND Interface and OSeMOSYS model results and manipulate them to create input data for FlexTool

OSeMOSYS output as a FlexTool input

We will now learn how to manipulate OSeMOSYS data for use as input data for FlexTool. We will proceed analysing each of the tabs in FlexTool and giving instructions for the data you need to




add. In FlexTool, we need to define a specific year to analyze the flexibility of the system. We will choose the year 2030.

1. GridNode Tab

OSeMOSYS name and location	FlexTool Name and location	Manipulation required?	Actions needed.
SpecifiedAnnualDemand Cell Z41983 (INDELIC); Cell Z41984 (COMELC); Cell Z41985 (RESELIC)	Demand (MWh); F2	Yes	<p>sum the values of the SpecifiedAnnualDemand in 2030 of INDELIC, COMELC and RESELIC.</p> <p>Transform from PJ to MWh (for an approximate result, multiply the energy value in PJ by 277778).</p> <p>[72.1 PJ = 20027794 MWh]</p>
Reserve Margin	Capacity Margin (MW); H2	Yes	<p>In the previous exercises we assumed that the capacity margin was 15% of the actual demand. Therefore, we need to multiply the summed demand [72.1 PJ = 20027794 MWh] by 0.15. Then we need to divide by 8760 (the number of hours in one year) as the capacity margin in FlexTool is expressed in MW and not in MWh.</p> <p style="text-align: center;"> $(0.15 * \text{sumSpecifiedAnnualDemand}(\text{INDELIC}, \text{COMELC}, \text{RESELIC}))$ $/8760 = \mathbf{343 MW}$ </p>

2. Unit_typeTab



We will include only generation technologies (PWRCOA, PWROHC, PWRNGS001, PWRNGS002, PWRBIO, PWRHYD, PWRGEO, PWRNUC, PWR SOL, PWRWND) so the one that produce ELC001 (no T&D, no primary supply techs, no energy sector appliances).

2.1. Efficiency: you need to divide the OutputActivityRatio by the InputActivityRatio of each technology in 2030. To do this, here is a table that could help:

YEAR 2030					
Technology (SAND)	Output Fuel (SAND)	Output Activity Ratio (SAND)	Input Fuel (SAND)	InputActivity Ratio (SAND)	Efficiency in FlexTool; Column B
PWRCOA	ELC001	1	COA	2.56	0.39
PWROHC	ELC001	1	OIL	2.86	0.35
PWRNGS001	ELC001	1	NGS	1.69	0.59
PWRNGS002	ELC001	1	NGS	2.56	0.39
PWRBIO	ELC001	1	BIO	2.86	0.35
PWRHYD	ELC001	1	HYD	1	1
PWRGEO	ELC001	1	GEO	1.25	0.8
PWRNUC	ELC001	1	NUC	3.03	0.33
PWR SOL	ELC001	1	SOL	1	1
PWRWND	ELC001	1	WND	1	1

2.2. In this **unit_type Tab** we need to input other data to define the technologies.

OSeMOSYS name and location	FlexTool Name and location	Manipulation required?	Actions needed.
Variable Cost (\$/GJ)	O&M Cost (\$/MWh), Column G	Yes	Convert the cost from (\$/GJ) to (\$/MWh).



Z48470; Z48471; Z48472; Z48473; Z48477; Z48479; Z48481; Z48483; Z48485; Z48487			0.0001 (\$/GJ) * 3.6 = 0.00036 (\$/MWh)
Availability Factor Z69; Z70; Z71; Z72; Z76; Z78; Z80; Z82; Z84; Z86	Availability, Column H	No	Copy-paste from SAND to Flex tool.
ReTagTechnology Z41580; Z41581; Z41582; Z41583; Z41587; Z41591; Z41593; Z41595; Z41597	Max Reserve, Column I	No	Copy-paste from SAND to Flex tool.
FixedCost Z20971; Z20972; Z20973; Z20974; Z20978; Z20980; Z20982; Z20984; Z20986; Z20988	Fixed cost [\$/kW/year], Column K	No	Copy-paste from SAND to Flex tool.
Capital Cost Z19770; Z19771; Z19772; Z19773; Z19777; Z19779; Z19781; Z19783; Z19785; Z19787	Inversion cost [\$/kW], Column L	No	Copy-paste from SAND to Flex tool.
OperationalLife Z31130; Z31131; Z31132; Z31133; Z31137; Z31139; Z31141; Z31143; Z31145; Z31147	Lifetime [years], Column U	No	Copy-paste from SAND to Flex tool.



DiscountRate J19963	Interest [%], Column V	No	Copy-paste from SAND to Flex tool.
------------------------	---------------------------	----	------------------------------------

3. Fuel Tab

In this tab we need to add fuel prices for the commodities used and the CO2 content. We will not differentiate between imported or locally produced commodities; therefore, you need to calculate the average price.

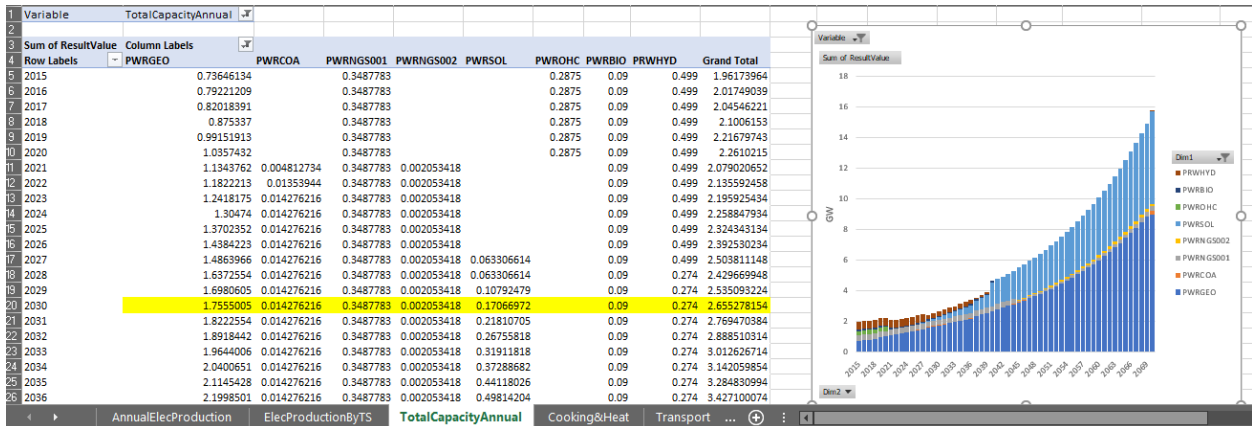
OSeMOSYS name and location	FlexTool Name and location	Manipulation required?	Actions needed.
Variable Cost (\$/GJ) Z48464; Z48465; Z48466; Z48467; Z48468; Z48469; Z48476	Fuel (\$/MWh); Column B	Yes	<p>Make the average cost for MINCOA and IMPCOA; MINOIL and IMPOIL; MINNGS and IMPNGS. We didn't include an IMPBIO tech so you can take directly the value there for MINBIO.</p> <p>Convert the cost from (\$/GJ) to (\$/MWh).</p> <p>BIO: $1.6 \text{ (\$/GJ)} * 3.6 = 5.76 \text{ (\$/MWh)}$</p> <p>COA: $4.8 \text{ (\$/GJ)} * 3.6 = 17.3 \text{ (\$/MWh)}$</p> <p>NGS: $12.03 \text{ (\$/GJ)} * 3.6 = 43.2 \text{ (\$/MWh)}$</p> <p>OIL: $13.6 \text{ (\$/GJ)} * 3.6 = 49.0 \text{ (\$/MWh)}$</p>
EmissionActivityRatio Z19969; Z19974; Z19979; Z19984; Z19989; Z19994; Z20029	CO2 content (t/MWh); Column C	Yes	<p>Make the average cost for MINCOA and IMPCOA; MINOIL and IMPOIL; MINNGS and IMPNGS. We didn't include an IMPBIO tech so you can take directly the value there for MINBIO.</p> <p>Convert the cost from (kg/GJ) to (t/MWh).</p>




			<p>BIO: $100 \text{ (kg/GJ)}/1000 * 3.6 = 0.36 \text{ (t/MWh)}$</p> <p>COA: $94.6 \text{ (kg/GJ)}/1000 * 3.6 = 0.34 \text{ (t/MWh)}$</p> <p>NGS: $56.1 \text{ (kg/GJ)}/1000 * 3.6 = 0.20 \text{ (t/MWh)}$</p> <p>OIL: $73.3 \text{ (kg/GJ)}/1000 * 3.6 = 0.26 \text{ (t/MWh)}$</p>
--	--	--	--

4. UnitsTab

We need to specify the installed capacity and maximum investment allowed for each technology. Also add the input fuel and cf profile data.



OSeMOSYS name and location	FlexTool Name and location	Manipulation required?	Actions needed.
In the Results_Template_HO), TotalCapacityAnnual (GW) Tab, Year 2030, Row 20	Capacity (MW); Column J	Yes	<p>Convert the capacities from (GW) to (MW).</p> <p>PWRGEO: $1.756 \text{ (GW)} * 1000 = \mathbf{1756 \text{ MW}}$</p>



			<p>PWRCOA: $0.014 \text{ (GW)} * 1000 = \mathbf{14 \text{ MW}}$</p> <p>PWRNGS001: $0.349 \text{ (GW)} * 1000 = \mathbf{349 \text{ MW}}$</p> <p>PWRNGS002: $0.002 \text{ (GW)} * 1000 = \mathbf{2 \text{ MW}}$</p> <p>PWRSOL: $0.170 \text{ (GW)} * 1000 = \mathbf{170 \text{ MW}}$</p> <p>PWROHC: 0</p> <p>PWRBIO: $0.09 \text{ (GW)} * 1000 = \mathbf{90 \text{ MW}}$</p> <p>PWRHYD: $0.274 \text{ (GW)} * 1000 = \mathbf{274 \text{ MW}}$</p>
Resource potential (not added in the exercises yet)	Max invest (MW); Column L	No	<p>Add a constraint on PWRHYD and PWRGEO.</p> <p>The Maximum investment in MW will be respectively 9000 MW and 10000 MW.</p>

5. Ts_cf Tab

We need to add the HOURLY capacity factor profile for wind, pv, hydro and geothermal technologies. These data were the raw data used to calculate the capacity factors used in SAND (for 96 time slices). The source for them is a database called PLEXOS. You will find the data needed in the [Data Prep HO15](#).

6. Ts_energy Tab

In this Tab we need to add the hourly demand profile for the entire year, so for 8760 hours. Again, these were the raw data used to calculate the SpecifiedDemandProfile used in SAND (for 96 time slices) and were taken from PLEXOS. You will find the data needed in the [Data Prep HO15](#).