



SAGE Learner's Self-Study Workbook

Module 1b: Pathways to my future

Contents


Unit 1: Where am I going?	Page 3
Unit 2: Inspirational Women	Page 11
Unit 3: Akashinga	Page 19
Unit 4: Finding my way	Page 27
Unit 5: Things in common	Page 35
Unit 6: Izifiso lamaphupho	Page 43
Unit 7: Reaching my destination	Page 49
Unit 8: A helping hand	Page 57
Unit 9: Working together	Page 66
Unit 10: Solving problems	Page 74
Appendix 1: Reading a simple text	Page 82



Module 1b

Unit 1: Where am I going?

A. Literacy. Look at the picture of Chiedza and Vimbai. What can you remember about these girls?



B. Literacy. Now read the story about Chiedza and Vimbai.

Chiedza plans a trip

Chiedza and Vimbai were talking after a SAGE session.

“I’ve got a cousin in Harare,” said Chiedza. “She’s graduating from the University of Zimbabwe, and she’s asked me to go to her graduation ceremony. But it’s a very long journey, and very expensive.”

Module 1b

“How long and how expensive?” asked Vimbai.

“I don’t know,” replied Chiedza.

“Let’s find out,” said Vimbai.

The two girls met again the next day.

Chiedza said, “We know the bus to the town goes past the village at 7 o’clock in the morning and it arrives at about 8 o’clock. I haven’t been on it for a long time, but I asked some people and they said it costs \$2.”

“My neighbour said there’s a bus to Harare at 8.30.” said Vimbai.

“And it arrives at midday.”

“Did he say what it costs?”

“It’s \$9. So, to travel there and back it’s 2 plus 9 plus 9 plus 2. Can you get \$22?”

“My relatives here will help me!”

Shona

Chiedza naVimbai vanokurukura mushure mekupedza zvidzidzo zveSAGE.

“Ndine mwana babamunini vangu ari muHarare.” akadaro Chiedza. “Akapedza dzidzo yepamusoro pachikoro chikuru chedzidzo muZimbabwe, saka akandikoka kumhemberero yekupedza dzidzo yake yepamusoro. Asi rwendo urwu rurefu uye runodhura.”

“Rwakareba sei uye rungaita marii?” akabvunza Vimbai.

Module 1b

“Handizivi.” Chiedza akapindura.

“Ngatizvitsvagurudze” akadaro Vimbai.

Vasikana ava vakasanganazve muzuva raitevera.

Chiedza akati, “Tinoziva bhazi rinoenda kudhorobha rinodarika nenguva dza7 mangwanani richizosvika kudhorobha nenguva dza8 mangwanani. Ndava nenguva kubva zvandapedzisira kurikwira asi ndakabvunza vamwe vanhu vakati rinoita madhora maviri.”

“Muvakidzani wangu akati pane bhazi rinoenda kuHarare nenguva dza8:30 mangwanani” akadaro Vimbai. “Uye rinosvika kuHarare masikati.”

“Akati rinoita marii?”

“Zvakanzi rinoita madhora mapfumbamwe. Saka rwendo rwekuenda nekudzoka runoita sekudai, madhora maviri nemadhora mapfumbamwe kuenda rwozoitazve madhora mapfumbamwe nemadhora maviri kudzoka. Unokwanisa kuwana madhora makumi mavri nemavri here?”

“Hama dzangu dziri kuno dzichandibatsira kutsvaga mari iyi.”

Ndebele

UChiedza loVimbai bayaxoxa ngemva kwesinye sezifundo zeSAGE.

Module 1b

“Ngilomzawami oseHarare,” kutsho uChiedza. “Uthola isicoco ezifundweni zase Univesiti yeZimbabwe, unginxusile ukuthi ngibekhona emcimbini wakhe ethola isicoco. Kungumango omude, njalo kubiza imali enengi”.

“Kukhatshana okunganani njalo kuyimalini?” kubuza uVimbai.

“Kangazi,” kuphendula uChiedza.

“Asidingisise,” kutsho uVimbai.

Amantombazana la omabili ahlanguana njalo ngelanga elilandelayo.

UChiedza wathi, “ibhasi eyaedolobheni idlula lapha esigabeni ngehola lesikhombisa ekuseni, iyefika ngehola lesitshiyangalombili. Sengilesikhathi ngacina ukuyigada, ngibuze intengo yayo, bathe ngamadola amabili.”

“Umakhelwane wami uthe kulebhasi eyaeHarare ngehola lesitshiyangalombili lengxenye” kutsho uVimbai. “Isiyafika phakathi kwemini enkulu”.

“Utshilo yini ukuthi kuyimalini?”

“Kungamadola ayisitshiyagalolunye. Kutsho ukuthi ukuya lokuphenduka kungamadola amabili sihlanganise layisitshiyagalolunye siphinde sihlanganise njalo ayisitshiyagalolunye lamanye amabili. Ungathola yini amadola angamatshumi amabili lambili?”.

Module 1b

“Izihlobo zami ezilapha zizangincedisa!”.

Kalanga

Chiedza na Vimbai baka belebeleka bapedza zwidiyo zweSAGE.

“Ndina mwana wabasekulu bangu kuHarare,” kujalo Chiedza. “Una nhingo wepiwa tjithupha tjitje muzwidiyo zwapehugwi ku University ye Zimbabwe, kakale wandikoka kuti ndinde kunhingo uwe, igogu. Gwendo gulefulefu kakale kodura

“Andina luzibo,”kuhandula Chiedza.

“Atihakisise,”kujalo Vimbai.

Bakahangana kakale hhuba linotobela. Chiedza ekati, 'Toziba bhasi inonda kudoropo ipinda muntunhu wedu na7 mangwanana inoswika ikweno na8. Ndatjibe nelubaka ndisinga tanhe bhasi, koga ndaka tongobhuzwa bamwe banhu bekati madola mabili.

“Wandakabakidzana naye ekati kuna bhasi inonda ku Harare na 8:30 mangwanana.” Kujalo Vimbai. “Kakale inoswika masikati.”

“Watongoleba kuti iyo ibungana wali?”

“Inothama madola ali hhanakadzi. Ape uyenda ikweno nohanganisa kubili nehhanakadzi, nehhanakadzi kakale ukohanganisa nekubili. Ungawana madola ali makumi mabili nekubili kene.?”

“Makamu angu ipapa anondibhatsha.”


Module 1b

C. Literacy. Read the first half of the story again. Are these sentences true?

1. Chiedza wants to go to Harare for her cousin's graduation ceremony. Yes / No
2. Chiedza knows how long the journey will last. Yes / No
3. Chiedza knows how much the journey will cost. Yes / No
4. Vimbai will help Chiedza to find out about the journey. Yes / No

D. Literacy. Read the second half of the story again. Match the sentences with the numbers and times.

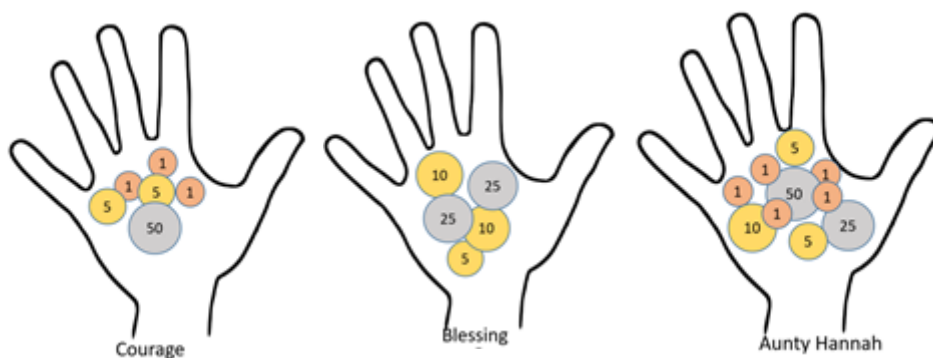
1. The bus passes the village at _____. 08.00
2. The bus arrives in the town at _____. 22
3. The bus leaves the town at _____. 07.00
4. The bus arrives in Harare at _____. 5
5. The journey from the village to Harare takes ____ hours. 12.00
6. The journey costs ___ dollars there and back. 08.30



Module 1b

E. Numeracy. Saving for graduation

Look at the coins given to Chiedza. How many ways could you make 63c?
75c? \$1.00?



F. Numeracy. Queuing for the bus

1st	2nd	3rd	4th	5th	6th	7th	8th	9th	10th	11th	12th	13th	14th	15th	16th	17th	18th	19th	20th
First	Second	Third	Fourth	Fifth	Sixth	Seventh	Eighth	Ninth	Tenth	Eleventh	Twelfth	Thirteenth	Fourteenth	Fifteenth	Sixteenth	Seventeenth	Eighteenth	Nineteenth	Twentieth



G. Learning English. Say the sounds of the letters.

s a t p i n m d

Module 1b

H. Learning English. Match the picture with the word. Then copy the word.

sit ant ten pan in nest dog mat



ant



10



I. Learning English. Read and say the words from Part H.

Unit 2: Inspirational Women

A. Literacy. Look at the picture. Guess the job of the woman in the article that Precious is reading.



B. Literacy. Read the story that goes with the picture.

Precious's aunt is her hero

One day, Zendaya visited Precious at her home. Precious was looking at a piece of paper.

“What are you reading?” Zendaya asked.

“It’s a newspaper article,” said Precious. “My aunt gave it to me.”

Module 1b

“Is that the aunt who’s visiting you at the moment?”

“Yes,” said Precious. “She’s my hero. This article is about her job.”

“What’s her job?”

“She’s a game ranger,” Precious explained.

“You mean, she stops people from killing wild animals like elephants and rhinos?”

“That’s right.”

“Wow! But isn’t that only a job for men?” said Zendaya.

“Not any more!” said Precious. “My aunt works for an all-women group of rangers in the Zambezi valley.”

At that moment, Precious’s aunt came to them.

“Hello,” she said to Zendaya. My name is Anokosha. I’m Precious’s aunt.”

“Precious told me about your job.” said Zendaya in an excited voice. “I think it’s amazing!”

Anokosha laughed. “Thanks! I think it’s amazing too.”

Shona

Fembera basa remudzimai ari muchinyorwa chiri kuverengwa naPrecious.

“Uri kuverenga chii?” Zendaya akabvunza.

“Chinyorwa chemubepanhau” akadaro Precious. “Tete vangu ndivo vakandipa.”

“Ndivo here tete vakakuvhakachira mazuva ano aya.”

“Ehe ndivo” akadaro Precious. “Tete ivavo imhare yangu.

Chinyorwa ichi chiri maererano nezvebasa ravo.”

“Vanoita basa rei?”

“Tete vangu mukuruwe vatariri vemhuka dzesango”

Module 1b

akatsanangura Precious.

“Uri kuti vanodzivisa vanhu kuuraya mhuka dzesango dzakaita senzou nezvipembere here?”

“Ndizvozvo chaizvo.”

“Hoo. Asi basa iroro harisi revarume chete here?” akabvunza Zendaya.

“Mazuva ano hazvisisina kudaro” akadaro Precious. “Tete vangu vanoshandira chikwata chemadzimai anochengetedza mhuka dzesango mubani reZambezi.

Panguva iyoyo Tete vaPrecious vakauya pavaive.

“Mhoro” vakadaro Tete kuna Zendeya. “Zita rangu ndinonzi Anokosha. Ndini Tete vaPrecious.”

“Precious anditaurira maererano nezvebasa renyu” akadaro Zendeya nezwi rine kufara. “Ndinoona serinonakidza”.

Anokosha akaseka. “Wazvita! Ndizvozvo ndinonawo serinonakidza chokwadi”

Ndebele

Ngelinye ilanga uZendaya wavakatshela uPrecious ngakibo.

UPrecious wayekhangele iphetshana.

“Ubalani?” kubuza uZendaya

“Ludatshana oluvela kuphephandaba,” kutsho uPrecious.

“Ngiliniwe ngubabakazi.”

“Nguye yini ubabakazi okuvakatsheleyo khathesi?”

“Yebo,” kusitsho uPrecious. “Uliqhawe lami. Indatshana le imayilana lomsebenzi wakhe.”

Module 1b

“Usebenzani?”

“Usebenza ukuvikela inyamazana zendle,” ecasisa uPrecious.

“Utsho ukuthi, ukuvikela inyamazana zendle njengendlovu labobhejane ekubulaweni ngabantu okungaphandle komthetho?”

“Liqiniso lelo.”

“Yebo! Kodwa kawusumsebenzi wabesilisa lowo yini?” kusitsho uZendaya.

“Akusenjalo!” ephendula uPrecious. “Ubabakazi wami usebenzela iqembu elilabomama bodwa.”

Elivikela inyamazana zendle eZambezi.”

Ngaleso sikhathi, ubabakazi kaPrevious wafika kibo.

“Sakubona,” watsho kuZendaya. Ibizo lami nguAnokosha.

Ngingubabakazi kaPrecious2.

“UPrecious ungitshelile ngomsebenzi wakho, “kwatsho uZendaya ngelizwi elithabileyo. “Kukhanya ngumsebenzi omangalisayo!”

UAnokosha wahleka. “Ngiyabonga! Lami ngicananga ukuthi uyamangalisa.”

Kalanga

Limwe hhuba Zendaya wakakumba Precious kanyi kwabo. Precious wakabe akalinga tjiphetshana.

“Unobalani?” kubhuzwa Zendaya

“Indebgwana yabva kuphephandabo,” kujalo Precious. “Ndalipiwa nabamhadzi.”

Module 1b

“Ndibo bamhadzi banokukumba ngwenu?”

“Eh, kujalo Precious. Bamhadzi bangu ndibo n’hali wangu.”

“N’hingo uwe ndeweni?”

“Ndewedzibilila mhuka dzehango kuti dzisibulayiwe pahhe kwenlayo,” Precious ethalusa.

“Unobva kuti, unodzibilila bulayiwa kwemhuka dzinonga hhowu nabotsukuru?”

“Kwakalulama’

“Manake, koga n’hingo woyo awutewebalume kene? kujalo Zendaya.

“Akuzojalo!” kuleba Precious. Bamhadzi bangu banohingila gubungano la bomme banodzibilila bulayiwa kwemhuka dzehango pasipanlayo munkuku waZambezi.

Nelubaka igogo kwakaswika bamhadzi ba Precious.

Munjani, bejalo kuna Zendaya. Zina langu ndi Anokosha. Ndi bamhadzi baPrecious.

Precious wandibudza nekwe n’hingo wenyu, kujalo Zendaya newhi lakahhana kwazo. “Woku ijenamiso!”

Anokosha wakaseka. Ndaboka! Ndokumbula kuti ijenamiso bo!

C. Literacy. Answer the questions about the story.

1. Where are Zendaya and Precious?

- a) at Precious’s home
- b) at Precious’s aunt’s home
- c) at Zendaya’s home

Module 1b

2. What is the newspaper article about?
 - a) Precious's aunt
 - b) Precious's aunt's job

3. What work do game rangers do?
 - a) give food to animals
 - b) stop people from killing animals

4. What is the name of Precious' aunt?

5. Why do you think Precious' aunt is her hero?

Module 1b


F. Learning English. Read and say the words from Part E.

G. Literacy. Go to Page 82 and tell the story to another person.

H. Numeracy. Order, order



9



13

<



$84 - 13$




$91 - 17$




$31 + 7$



$19 + 23$




$61 + 32$



$48 + 48$



$88 + 8$



$99 - 9$




Module 1b

Unit 3: Akashinga

A. Literacy. Look at the picture. Who do you think it shows?

B. Literacy. Read the newspaper article that goes with the picture.

Zimbabwe's female game rangers



There is a new project in the Zambezi valley. Its name is Akashinga, which means 'brave ones'. A group of rangers protect wild animals. They protect elephants and rhinos from poachers who want to kill them so they can sell their tusks and horns. They also protect other animals from people who want to kill them so they can sell the meat. There is something special about Akashinga. All the rangers are women.

Module 1b

All the women come from poor families, and many had problems in their lives. Now they earn good salaries. They can buy what they need for their families from local shops, they can send their children to school and they can help other people in their communities. This sends an important message to those communities. It is better for everybody if they agree to look after the animals.

Shona

Pane chironywa chitsva chebudiro chiri kuitwa munzvimbo yeZambezi. Zita rechironywa ichi rinonzi Akashinga, zvichireva izvo kuti umhare. Chironywa ichi chinoona nezvekuchengetedza mhuka dzemusango. Vanhu vemuchironywa ichi vanouchengetedza nzou nezvipembere kubva kuvanhu vanoda kuzviuraya zvisiri pamutemo kuti vatengese nyanga dzacho. Zvakare vanouchengetedza dzimwe mhuka dzemusango kubva kune vanoda kudziuraya vachitengesa nyama. Pane chakakosha pachironywa cheAkashinga, chinova chekuti vanhu varimo vanhukadzi bedzi.

Vanhukadzi ava vose vanobva kumhuri dzakadzikira, uye vakambosangana nematambudziko akasiyana siyana muupenyu hwavo. Parizvino vave kutambira mari yakawanda inokwanisa kutenga zvavanoda zvekuriritira mhuri, kuendesa vana vavo kuchikoro, nekubatsiravo vanhu venharaunda dzavanogara. Basa riri kuitwa nevanhukadzi ava, radzidzisa vanhu venharaunda kuti

Module 1b

vabatikane nekuchengetedza ndaramo dzemhuka dzemusango. Chirongwa cheAkashinga chinotirangaridza zvakataurwa nevakuru muchivanhu chedu kuti “Ukadzidzisa munhukadzi, wadzidzisa dzinza rose”.

Ndebele

Omama abavikela inyamazana zendle kweZimbabwe

Kulohlelo olutsha eZambezi Valley. Lolu hlelo lubizwa luthiwa yiAkashinga, okutsho ukuthi “abalezibindi”. Leli qembu livikela inyamazama zendle. Bavikela indlovu, obhejane kubantu abazingela okungaphandle komthetho besenzela ukuthengisa impondo zazo.

Bavikela njalo ezinye inyamazana kubazingeli abafuna ukuzibulala bethengisa inyama okungekho emthethweni. Okuqakathekileyo ngaleliqembu yikuthi ngelabomama kuphela.

Bonke omama bakuleliqembu basuka emulini eziswelayo njalo belenhlupo empilweni zabo. Khathesi sebehola imali ephezulu. Sebesenelisa ukuthengaela imuli zabo ezikufunayo emavinkilini, ukubhadalela abantwababo imali zesikolo lokuncedisa abanye abantu ezigabeni zabo. Lokhu kuthumela umbiko oqakathekileyo kuzigaba zabo, owokukhuthaza ukuba bonke abantu bananekele inyamaza zendle.

Uhlelo lweAkashinga lusikhumbuza isitsho esithi “ukufundisa umama yikufundisa isizwe”.

Module 1b

Kalanga

Kuna project ndzwa munkuku waZambezi. Zina layo inoyi Akashinga, kuleba kuti 'banhu basingahle.' Gubungano ileli lodzibilila mhuka dzehango. Banodzibilila bulawa kwehhowu nabotsukuru kusipo panlayo mubavimi banohaka nyanga kuti benodzitengesa. Banodzibilila kakale kuti bavimi basibulaye dzimwe mhuka behaka tengesa nyama yadzo. Tjakanaka negubungano le Akashinga bakadzi boga. Bakadzi bose ibabo banobhuda mumiha inabuhayi kakale nebunji banazwinobadzidza mubupenyu gwabo.

Kwangwenu banohola kwakati tja. Banotengela mhuli dzabo kwabanohaka muzwitolo zwimuntunhu wabo, bendisa nebana babo kukwele kakale bebhatsha bamwe banhu babanogalisana nabo. Ikoku kunatjidiyo mubagali bemitunhu yabo. Tjinhu tjakanaka kuti nhu wose alondolodze mhuka.

Gubungano leAkashinga lotikumbudza tjintu tjinoti, 'Wadiya nkadzi, wadiya tjaba.'

C. Literacy. Answer the questions about the article.

1. How are Akashinga different to other groups of rangers?
2. Why do the poachers want to kill the animals?
3. How does the Akashinga project help local communities?
4. Did you learn anything from the article? What did you learn?
5. Did you think the article was interesting? Why? / Why not?

Module 1b

D. Learning English. Write the letters and words from the activity in the session.

Module 1b

E. Learning English. Say the sounds of the letters.

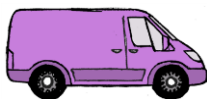
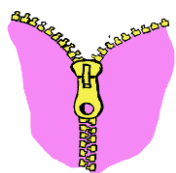
b f l j v w x y z

F. Learning English. Match the picture with the word. Then copy the word.

bag frog leg jump van wet box yes zip



leg



Handwriting practice lines for copying the word 'leg' and other words.

Module 1b

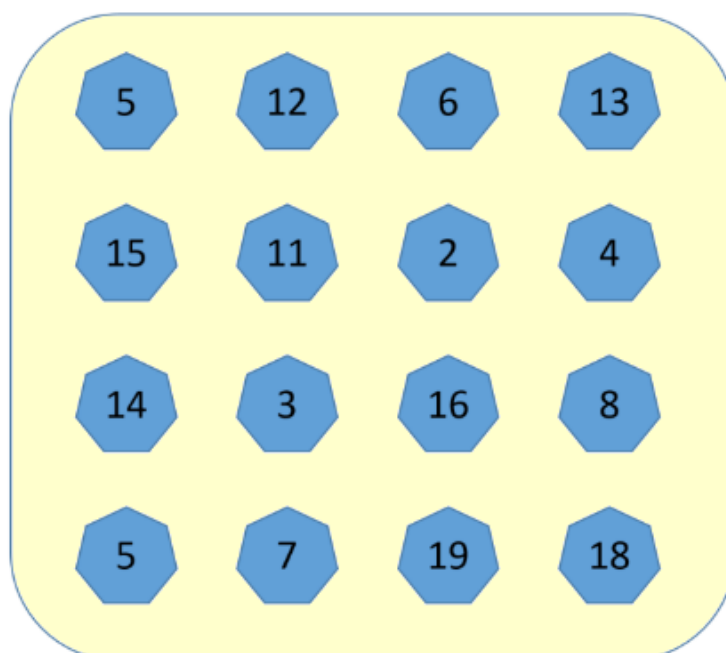
G. Learning English. Read and say the words from Part F.

H. Learning English. Think of a thing, person or place for each word.

wet big hot bad fun red



I. Numeracy. Finding the total



5	12	6	13
15	11	2	4
14	3	16	8
5	7	19	18


J. Numeracy. Take-away target game



Module 1b

Unit 4: Finding my way

A. Literacy. Look at the picture. What is Chiedza doing? She is in Harare. Can you remember why?



B. Literacy. Read the story that goes with the picture.

Chiedza takes a taxi

Chiedza was staying with her cousin, her uncle and her aunt in Harare. She wanted to visit the city centre.

“Can I walk there?” she asked her aunt.

“It’s a long way,” said her aunt. “It’s better to take a taxi. I’ll give you the money for it.”

Chiedza’s aunt called a taxi company on her phone, and a few minutes later a taxi arrived.

“Hi,” said the taxi driver. Then she asked, “Where do you want to

Module 1b

go?”

“The city centre, please.” said Chiedza.

“OK, I’ll take you to Africa Unity Square,” said the driver.

“Are there many female taxi drivers?” asked Chiedza.

“Sure there are!” said the driver, and laughed. “You know, I read that women are safer drivers than men!”

“How did you become a taxi driver?” asked Chiedza.

“Well, some people have their own taxi, but I work for a taxi company. The most difficult part was passing my driving test. You have to learn the whole Highway Code.”

“You mean all the rules for driving?” asked Chiedza.

“That’s right,” said the driver. “And there are lots of them!”

“I want to learn to drive,” said Chiedza. “Maybe I could become a taxi driver.”

Shona

Chiedza aigara nehama dzake muHarare dzinoti muzukuru, babamukuru natete. Chiedza aiva nechishuwo chekushanya pakati peguta reHarare.

“Panofambika here?” anobvunza tete vake.

“Pane mufambo,” vakadaro tete.

“Zviri nani kukwira muchovha. Ndinokupa muripo wacho”

Tete vaChiedza vakadaidza muchovha vachishandisa runhare.

Munguva pfupi pfupi muchovha wakabva wasvika.

“Kwaziwayi,” akadaro mutyairikadzi wemuchovha.

Mutyairikadzi akabvunza, “Munoda kuendeswa kupi?”

“Pakati peguta, ndapota!” akadaro chiedza.

“Zvakanaka, ndinokuendeswa paAfrica Unity Square,” akadaro

Module 1b

mutyairikadzi.

“Kungaita vatyairikadzi vakawanda here semi?” akabvunza Chiedza.

“Chokwadi variko!” akadaro mutyairikadzi achiseka. “Unoziva, ndakaverenga kuti vatyairikadzi vanogona kutyaira zvakanaka kukunda vanhurume!”

“Makazvifambisa sei kuti muve mutyairikadzi wemuchovhha?” akabvunza Chiedza.

“Vamwe vane michovha yavo asi ini ndinoshandira kambani yemichovha. Zvanga zvakanyanya kuoma kutora chitambi chekutyaira nacho. Zvaida kuti munhu udzidze Highway Code yese inotevedzwa pakutyaira mumigwagwa.”

“Munoreva mitemo yese yekutyaira here?” akabvunza Chiedza.

“Ndizvozvo chaizvo,” akadaro mutyairikadzi.

“Mitemo iyi yakawanda kwazvo!”

“Ini ndinodawo kudzidzira kutyaira,” akadaro Chiedza. “Dzimwe nguva ndingazovawo mutyairi wemichovha”

Ndebele

Isigaba sesine: Ukudinga indlela yami Ukubala. Khangela umfanekiso. UChiedza wenzani? useHarare. Usakhumbula ukuthi kungani?

UChiedza ugada iThekisi

UChiedza wayehlala lomzawakhe, lomalumakhe lomalumekazi eHarare. UChiedza wayefisa ukuvakatshela edolobheni.

“Kuyahambeka yini ngenyawo?” ubuza umalumekazi wakhe.

“Kukhatshana”, kuphendula umalumekazi. “Kungcono ugade

Module 1b

ithekisi, ngizakunika imali yokubhadala”.

Umalumekazi kaChiedza wafonela ikhampani yamathekisi, ngemva kwemizuzwana ethize yayisifikile ithekisi.

“Sakubona,” kusitsho umtshayeli wethekisi. Wabuza esithi, “ufuna ukuya ngaphi?”

“Ngifuna ukuya enzikini yedolobha” kwaphendula uChiedza.

“Kulungile, ngizakusa eAfrica Unity Square”, kusitsho umtshayeli.

“Banengi yini abatshayeli bamathekisi abesifazane?” kubuza uChiedza.

“Yebo banengi!” kusitsho umtshayeli ehleka, “Uyazi ngabala ukuthi omama batshayela ngonanzelelo kulabobaba!”.

“Wakwenza njani ukuze ubengumtshayeli wethekisi?” kubuza uChiedza.

“Kulabanye abantu abalamathekisi abo, kodwa mina ngiqhatshwe yinkampani yamathekisi”.

“Okwakunzima kakhulu kwakuyikuphumelela emhlohisweni wokutshayela. Kufanele ufunde njalo uziswise ugwalo lwemithetho yonke yomgwaqo”

“Utsho imithetho yonke yokutshayela?” kubuza uChiedza.

“Yebo,” kuvuma umtshayeli. “Njalo minengi leyi mithetho!”

“Ngifisa ukufunda ukutshayela” kutsho uChiedza. ‘Mhlawumbe ngingaba ngumtshayeli wamathekisi”.

Kalanga

Linga mfananidzo unotobela. Chiedza unotani? Umu Harare.

Module 1b

Kokumbudzani ikoku?

Chiedza unonda netekisi

Chiedza waka egala nemwana wabasekulu, basekulu nabamhadzi babe kuHarare. Waka ehaka nokumba mudoropo.

“Ndi ngayenda ikweno?” ebhuzwa bamhadzi.

“Ndi kulesa,” kujalo bamhadzi. Kubutuka kuti utanhe tekisi. Ndokupa mari yetanha.”

Bamhadzi baChiedza bakalidzila limwe gubungano, hule kwelubakanyana tekisi yakaswika.

“Mabuyani, kubuyisa ntjayeli wetekisi. Nkadzi woyu wakabhuzwa eti, “Nohaka yenda poni?”

“Pakati kweDoropo.” Chiedza ehandula.

“Kwakalulama, ndokundisa kuAfrica Unity Square,” kujalo ntjayeli.

“Kungabe kunabakadzi banjinji banotjayela matekisi kene? Kubhuzwa Chiedza.

“Eh, bayapo!” kuhandula ntjayeli eseka zwe. “unoziba, kuna pandaka bala kuyi banhu betjikadzi banotjayela mota zwibuyanana.

“Ini tjakathama kuti ube ntjayeli?’ kubhuzwa Chiedza.

Bamwe bana mota dzabo koga imi ndohingila kampani yematekisi.

Bulemo gukulu gwandaka hangana nago kwakabe kuli bhudilila

Module 1b

muzwidiyo zwetjayela. Wakafanila ziba bhuku le milayo yose yetjayela.”

‘Unobva milayo yose yetjayela?’” kubhuzwa Chiedza.

“Ilebeswa,”kujalo ntjayeli. ‘Minjinji kwazo!’”

‘Ndohaka ziba tjayela bo” kuleba Chiedza. Pamwe ndi ngabe ntjayeli wematekisi.”

C. Literacy. Are these sentences about the story true?

- | | |
|--|----------|
| 1. Chiedza wants to visit the centre of Harare. | Yes / No |
| 2. Chiedza’s cousin lives in the centre of Harare. | Yes / No |
| 3. There is only one female taxi driver in Harare. | Yes / No |
| 4. The taxi driver has her own taxi. | Yes / No |
| 5. Chiedza would like to learn to drive. | Yes / No |


D. Literacy. Answer the questions.

1. What is the Highway Code?
2. Can you think of reasons why women can be safer drivers than men?

Module 1b

E. Numeracy. How many can I afford?

How many of each carving could be bought for \$50?



F. Learning English. Match the words that sound the same.

no

my

I

you

to

go

Module 1b


G. Learning English. Write the words on the previous page in the conversations below.

“Are _____ from Botswana?”

“No, I’m not. I’m from Zimbabwe.

Are you from Botswana?”

“Yes, _____ am.”



“Let’s _____ to Harare.”

“OK, we can go _____ Harare on the bus.”

“Is this your pen?”

“Yes, it is _____ pen.”



Unit 5: Things in common

A. Literacy. Look at the picture. Which girls do you already know about?



B. Literacy. Read the story that goes with the picture. What are the girls talking about?

Vimbai introduces a new friend

Precious and Zendaya were talking in the street. They saw Vimbai with a girl they didn't know.

“Hi,” said Vimbai. “This is Bethsaida. She lives near my home.”

Module 1b

“Hello,” said Precious. “We were talking about what we want to do in five years’ time. We were thinking about what jobs we could do.”

“And I’ve got two children to look after, and chores to do,” said Bethsaida. “That’s like a full-time job on its own.”

“I know, but try and imagine,” said Precious.

“I think I’m good at organising things,” said Vimbai. “Maybe I could start my own business.”

“I’d like to work in a bank,” said Bethsaida. “I’m interested in numbers and counting.”

“I hope you get that job,” said Vimbai. “Then we can come to your bank, and you can give us lots of money!”

“That would be nice,” said Bethsaida, “But it doesn’t work like that!”

“What about you, Precious?” asked Zendaya.

“I want to work on my family’s land and make it better.” said Precious.

“I’ll help you!” said Zendaya, with a big smile.

Shona

“Mhoru” akadaru Vimbai. “Uyu anonzi Bethsaida. Anogara pedyo nepamba pedu”.

“Mhoru” akadaru Precious. “Tiri kukurukura pamusoro pezvatingada kuita mumakore mashanu anotevera. Tiri kufunga nezvemabasa atingazoshanda.”

“Zvino ini ndine vana vaviri vandiri kuriritira nemamwewo mabasa andinoita akasiyana siyana” akadaru Bethsaida. “Iri rinotoita sebasa randinoshanda mazuva ose.”

Module 1b

“Izvo ndinozviziva zvangu asi edza kungofungawo zvimwe zvekuita,” akadaro Precious.

“Ndinofunga ndine chipo chekugona kuronga zvinobudirira,” akadaro Vimbai. “Ndinofunga ndingangotanga basa rimwewo rinondipa mari.”

“Ini ndinoda kushanda basa remubhanga,” akadaro Bethsaida.

“Ndinofarira masvomhu uye kuverenga zvinhu.”

“Ndinodavira kuti uchawana basa iroro raunoda,” akadaro Vimbai.

“Tingazotouya kubhanga kwacho kwaunenge waakushandira kuti uzotipawo mari yakawanda!”

“Izvozvo zvaingazonaka,” akadaro Bethsaida. “Asi hazviiti sekudaro!”

“Iwe unoda kuitei Precious?” Zendaya akabvunza.

“Ndinoda kushanda kumunda wedu wemhuri kuti unyatsoita zvakanaka.”

“Ndingakubatsira kana zvakadaro,” akadaro Zendaya aine kunyemwerera kukuru.

Ndebele

UPrecious loZendaya babexoxa emgwaqweni. Basebebona uVimbai elentombazana abangayaziyo.

“Kunjani,” ebuza uVimbai? lo nguBethsaida, uhlala eduze kwangekhaya.”

“Kunjani,” kwatsho uPrecious. “Besixoxa ngesifisa ukukwenza ngemva kweminyaka emihlanu. Besikhuluma ngemisebenzi esingayenza emphilweni.”

“Mina ngilabantwana ababili engibagcinayo, lemisebenzi

Module 1b

yangekhaya,” kwatsho uBethsaida. “lo-ngumsebenzi opheleleyo.”
 “Ngiyakuzwa lokhu, kodwa uma ucabangisisa,” kusitsho uPrecious.
 “Ngibona ngisenza kuhle kweminye imisebenzi,’ kwatsho uVimbai.
 Mhlawumbe ngingaqala ibhizimusi lami.”
 “Ngifisa ukusebenza ebhanga,” Kwatsho uBethsaida.
 “Ngithakazelela inombolo kanye lokubala.”
 “Ngilethemba ungawuthola umsebenzi lowu,” Kwatsho uVimbai.
 “sesingeza ebhanga lakho ukuze usiphe imali enengi!”
 “Kungabakuhle lokhu,” Kwatsho UBethsaida, “Kodwa akusebenzi njalo!”
 “Wena ke, Precious?” Kwabuza UZendaya.
 “Ngifisa ukusebenza emhlabathini wemuli yangakithi, ngiwenze ubengcono,” kwatsho uPrecious.
 “Ngizakuncedisa!” kwatsho uZendaya, ebobotheka kakhulu.

Kalanga

Precious naZendaya baka bezuwa mutjitalada. Baka bona Vimbai enansikana wabasingazibe.
 ‘Ukatini,’ kubhuzwa Vimbai. “Woyu ndi Berthsaida. Unogala pedlo nakanyi.”
 ‘Ukatini,’ kujalo Precious. ‘Tatizuwa nekwatinohaka thama mumakole alimahanu anotobela.’ ‘Tatikumbula nekwemihingo yatinohaka thama.’
 ‘Kakale ndina bana bangu babili bandakafanila thokomela, nemihingo yakanyi,” kujalo Bethsaida. ‘woku konganbingo wakapelela.
 “Ndoziba, koga tji yedza kumbulila.” Kujalo Vimbai.
 “Ndozwibona ndilinyambi palungisila zwinu,” kujalo Vimbai.

Module 1b

“Pamwe ndingatangisa bhizinesi yangu.”

“Ndoyemula hinga mu bhenki,” kujalo Bethsaida. “Ndothokomela hinga nema namba kakale nebala.” Ndogalabgwe kuti nowuwana nhingo iwoyu,” kujalo Vimbai. “Tingakobuya ku bhenki iyo, ukotipa mari njinji!”

“Kunganaka kwazo,” kujalo Bethsaida, “Koga akutohinga kujalo!”

“Iwe ke, Precious?” kubhuzwa Zendaya.

“Ndakahinga muminda yakanyikwedu, kuti ibhudilile,” kujalo Precious.

“Ndokubhatsha!” kujalo Zendaya, esekelela.

C. Literacy. Answer the questions about the story. Match the person with the sentence.

1. She introduces a new friend to her old friends.

- a) Precious b) Zendaya c) Vimbai d) Bethsaida

2. She has two children.

- a) Precious b) Zendaya c) Vimbai d) Bethsaida

3. She says she can organise things.

- a) Precious b) Zendaya c) Vimbai d) Bethsaida

4. She would like to work in a bank.

- a) Precious b) Zendaya c) Vimbai d) Bethsaida

Module 1b

5. She says that her family has some land.

- a) Precious b) Zendaya c) Vimbai d) Bethsaida

6. She says she would like to work with Precious.

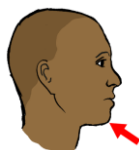
- a) Precious b) Zendaya c) Vimbai d) Bethsaida

D. Learning English. Say the sound of the red letters in the word.

queen sockck ship chin thin singng

E. Learning English. Match the picture with the word. Then copy the word.

queen sock ship chin thin sing



chin



Module 1b

F. Learning English. Read and say the words from Part E.

G. Learning English. Think of a thing, person or place for each word.

long rich strong quick black





Module 1b

Unit 6: Izifiso lamaphupho

A. Literacy. Look at the picture. Guess where the woman works.

B. Literacy. Read the article that goes with the picture.

A bank teller's story

Thandiwe Mabele, a bank teller from Beitbridge, describes her job and how she got that job.

I arrive at the bank at 7.30. I use a wheelchair, so I have to take a taxi to work each morning. When I arrive, there are usually people waiting outside the bank already.

The doors open at 8 o'clock.

The work of a bank teller isn't just taking money that people pay into their bank accounts and giving them money that they take out of their bank accounts. For example, we also have to give people advice about different types of bank account.

It wasn't easy to become a bank teller. First, I had to get the qualifications I needed for the job. I went to university and passed some exams. Then I found websites with lists of job vacancies. I applied for lots of bank teller jobs. After several weeks a bank asked me to go to an interview. They asked lots of questions about me, and why I wanted to be a bank teller. I was very nervous, and



Module 1b

the interview didn't go very well. I didn't get that job, but I didn't give up. I applied for lots more jobs, and I went to three more interviews. Finally, this bank offered me a job.

Shona

Mushandikadzi wemubhanga rekuBeitbridge anotsanangura nezvebasa rake nemawaniro akariita.

Ndinosvika pabasa nenguva dza7.30 mangwanani. Ndinoshandisa muhovha mangwanani oga oga semunhu ane hurema hunoshandisa wiricheya. Basa rinotanga na8.00 mangwanani, asi pandinosvika panze panenge patovane vanhu vakamirira kubatsirwa.

Basa remushandi wemubhanga harisi rekungatora nekupa vanhu mari dzavo chete asi rinosanganisira kupa vanhu ruzivo rwenzira dzakasiyana siyana dzekuchengetedza mari mubhanga.

Zvanga zvisiri nyore kuita mushandi wemubhanga. Zvaida magwaro edzidzo anoenderana nebasa remubhanga. Ndakaenda kuchikoro chikuru chezvedzidzo ndikabudirira pazvidzidzo zvangu. Zviri maererano nebasa iri ndakazozviona padandemutande rinoshambadza nezvemabasa.

Mushure mekunyorera kumabhanga akawanda ndichitsvaga basa ndakazodaidzwa nerimwe bhanga kubvunzo iri maererano nebasa kwapera masondo akati wandei. Vakandibvunza mibvunzo yakawanda pamusoro peupenyu hwangu uye kuti nemhakaye ndaida kushanda mubhanga. Ndakabatwa nekutya muindavhiyu zvakanzera kuti zvisafambe zvakanaka. Izvo zvakanzera kuti ndishaiwe basa iroro.

Handina kuneta kunyorera kumamwe mabasa akawanda uko

Module 1b

ndakatodaidzwa kumamwe maindavhiyu matatu. Pakupedzisira, bhanga rino rakazondipa basa.

Ndebele

UTaboka, osebenza ebhanga laseBeitbridge uchasisa ngomsebenzi wakhe lokuba wawuthola njani.

Ngifika ebhanga ngehola lesikhombisa lengxenye ekuseni (7:30am). Ngisebenzisa iwheel chair, kumele ngigade ithekisi nsukuzonke ekuseni.

Ngesikhathi ngifika emsebenzini, ngithola sokulabantu sebelindile ngaphandle kwebhanga. Iminyango yebhanga ivulwa ngehola lesitshiyangalombili.

Umsebenzi wesisebenzi sebhanga ayisiwo wokuthatha imali abazifaka ebhanga lokubapha imali abazikhupha ebhanga kuphela. Siyanika njalo amacebo ngokugcinwa kwemali ebhanga okutshiyeneyo.

Kwakungalula ukuba yisisebenzi sebhanga. Okwakuqala kwakumele ngifundele ngithole isithupha somsebenzi lo. Ngaya eUnivesiti ngaphumelela ezifundweni zami. Ngathola uluhlu lwemisebenzi ebulenjini.

Ngabhalela indawo ezinengi ngidinga umsebenzi wokusebenza ebhanga. Ngemva kwamaviki ambalwa ngabizwa ukubangiyehlolisiswa ubungcitshi bokusebenza ebhanga. Babuza imibuzo eminengi mayelana lami, lokuba kungani ngifuna ukusebenza ebhanga. Ngangethukile njalo ukuhlolisiswa lokhu akuhambanga kuhle. Angiwutholanga umsebenzi lo, kodwa

Module 1b

angizange ngilahle ithemba. Ngaqhubeka ngibhalela kwezinye indawo ezitshiyeneyo, okwenza ngahlolisiswa kwezinye indawo ezintathu. Ekucineni, leli ibhanga langipha umsebenzi.

Kalanga

Taboka, n'hingi weku bhenki yekuBeitbridge unolondesedza nen'hingo uwe, nekuti wakawuwana tjini.

Ndoswika kubhenki na 7:30 mangwanana. Ndohingisa wheelchair, ndotana mota mangwanana misi yose. Ape ndiswika, ndogozwa wana kwabe nebanhu pahhe. Mikoba yebhenki inohhugwa na 8 oclock mangwanana.

N'hingo wekubhenki atewe tola nepa banhu dzimari dzabanosa mumabhuku abo, koga unopetela pa mano nemabhuku akasiyana siyana ano londolodza mari mubhenki.

Kwakabe kusikulelu kuti ndiwane n'hingo kubhenki. Tjekutanga, ndakabe ndakalingilila kuti ndiwane whalo dzinohakika mun'hingo. Ndaka nda kukwele tjezwidiyo zwipehhugwi abhudilila.

Ndangangina paludandi gunolakidza mihingo yakasiyana iyapo. Ndaka kwala whalo, ndihaka mihingo yakalingisana nebhakhwa kwedzimari kubhenki. Hule kwemaviki, ndakadang'wa kubhenki kuhakisisiwa kuti ndinaluzibo kungapani. Kunjinji kwakabhuziwa nekwangu kakale kuti ndowuhakilani n'hingo iwoyu. Ndaka ndihla, kakale akuzonda zwibuyanana. Andizowuwana n'hingo iwoyu koga andizotongo toboka. Ndaka kwalila kumihingo minji ndikadang'wa katatu kumabhenki akasiyana. Kwebupelo, ndakawana n'hingo

Module 1b

mubhenki iyeyi.

C. Literacy. Answer the questions about the bank teller in the article.

1. Why does she travel to work by taxi?
2. What happens at 8 o'clock?
3. Give three examples of the work of a bank teller.
4. Number these things from 1 to 6 in the order that they happened.

She passed some exams.

A bank offered her a job.

She went to interviews.

She found websites with job vacancies.

She studied at university.

She started applying for jobs.

Module 1b

D. Learning English. Match the words that sound the same.

who

there

what

we


where

do

she

not

E. Learning English. Write the words in the conversations.



“Hello. _____ are you?”

“I’m Vimbai. _____ is your name?”

“My name is Marita.”

“_____ do you live?”

“_____ live here. Where _____ you live?”

“I live in Bulawayo.”

“We went _____ in 2018. It was fun!”



Module 1b

Unit 7: Reaching my destination

A. Literacy. Look at the picture. Can you remember where Chiedza is?



B. Literacy. Read Chiedza's phone messages. Where is Chiedza?

CHIEDZA: Hi Vimbai. I'm in Harare. It's great!

VIMBAI: Wow! Are you in the city centre?

CHIEDZA: Yes. There are lots of big buildings, and it's very busy.

VIMBAI: What are you doing now?

CHIEDZA: I'm sending you these messages! I'm in a little park right in the centre of the city. It's called Africa Unity Square. It's a lovely place!

Module 1b

C. Literacy. Read part of a visitor's guide to Harare.

Harare is a big, busy, noisy city, but you can find plenty of quiet places to relax.

Africa Unity Square

A peaceful garden with a fountain right in the centre of Harare. You can buy flowers here from one of the many flower sellers.

Harare Gardens

A large park behind the National Gallery of Zimbabwe. There is a children's playground and a restaurant. There are often wedding parties here.

National Botanic Gardens

A beautiful garden with trees and plants from Zimbabwe and all around the world.

Shona

CHIEDZA: Mhoro Vimbai. Ndave muHarare. Zvinofadza zvikuru!

VIMBAI: Hee! Wavemo mukati meguta!

CHIEDZA: Hongu. Mune dzimba dzakavakwa dzakakura kwazvo, uye munoshandwa zvikuru.

VIMBAI: Iko zvino uri kuitei?

Module 1b

CHIEDZA: Iko zvino ndiri kungonyora mashoko andiri kukutumira parunharembosha! Ndiri pane imwe nzvimbo yekuzororera iri mukati meguta. Nzvimbo iyi inonzi African Unity Square. Inzvimbo yakanaka kwazvo!

Harare iguta guru, munoshandwa zvikuru uye mune ruzha rwakawanda, asi unokwanisazve kuwana dzimwe nzvimbo dzakanyarara dzaunokwanisa kuzororera dzinosanganisira:

African Unity Square

Inzvimbo yekuzororera iri pakati peguta reHarare, uye ine chitubu chemvura chinoyevedza. Unokwanisawo kutenga maruva imomo kubva kune vanotengesa maruva vakawanda.

Harare Gardens

Inzvimbo yekuzororera inowanikwa kuseri kweimba inonzi National Art Gallery of Zimbabwe. Mubindu iri mune nzvimbo dzinotambirwa nevana uyewo nzvimbo inotengeserwa chikafu chakabikwa. Dzimwe nguva vanhu vanotombochatiramo.

National Botanic Gardens

Iri ibindu rakanaka rine miti mikuru nemidiki yemuZimbabwe neinowanikwa pasi rose.

Module 1b

Ndebele

CHIEDZA: Kunjani Vimbai. NgiseHarare. Kuhle!

VIMBAI: Yebo! Usenzikini yedolobho yini?

CHIEDZA: Yebo. Kulezakhiwo ezinengi ezinkulu, njalo kuyaphithizela.

VIMBAI: Wenzani?

CHIEDZA: Ngikuthumezela imbiko! Ngise-park encane enzikini yedolobha. Kuthiwa yi-Africa Unity Square. Yindawo enhle njaio ebukekayo!

IHarare lidolobho elikhulu, elilomsindo eliphithizelayo, kodwa ungathola indawo ethuleyo zokuphumulela.

Africa Unity Square

Yingadi ethuleyo elamanzi ampompozayo enzikini yedolobho leHarare. Ungathenga amaluba lapho, banengi abantu abathengisa emihlobo etshiyeneyo yamaluba kule indawo.

Harare Gardens

Yi-park enkulu esensitha kweNational Gallery yeZimbabwe. Kulendawo yokudlalela abantwana, kanye leyokudlela. Kwande ukubalemicimbicimbi yezinto enjenge mitshado lapho.

National Botanic Gardens

Yingadi enhle elezihlahla kanye lamaluba amnengi eZimbabwe

Module 1b

Iomhlaba wonke jikelele.

Kalanga

CHIEDZA: Kunjani Vimbai. NdikuHarare.

VIMBAI: Eya! Umukati kwedoropo kene?

CHIEDZA: Eya. Kunazwibako zwinjinji zwikulukulu, kakale kophithizela.

VIMBAI: Nothamani?

CHIEDZA: Ndokutumidzila milayedzo iyeyi! Ndiku phaki nhukunu mukati kwedoropo. Inodangwa iyi Africa Unity Square. Indawo yakanaka.

Harare iwhulu, inophithizela, inahhoba, koga unga wana ndawo dzakanyalala dzephumula.

Africa Unity Square

Ingadi inakunyalala inansenya imukati kwedoropo leHarare. Unga tenga mafulawuzi ipapo mubanhu banowatengesa.

Harare Gardens

Iphaki whuluwhulu ihule kweNational Gallery yeZimbabwe. Kuna

Module 1b

ndawo yebanha yezanila kakale kunan'gumba inodlila. Kogala kunamitjado ipapo.

National Botanic Gardens

Ngadi yakanaka inamiti nebuhhwa gunowanika muZimbabwe nekuhango yose.

D. Literacy. Answer the questions about the visitor's guide to Harare.

1. Where can you see plants from other countries?
2. Where can children play?
3. Where can you buy a bunch of flowers?
4. Where can you have lunch in a restaurant?
5. Where can you see water?

Module 1b

E. Learning English. Say the sound of the red letters in the word.


paint tree high boat wood church

F. Learning English. Match the picture with the word. Then copy the word.

paint tree high boat wood church



wood



G. Learning English. Read and say the words from Part F.

H. Learning English. Think of a thing, person or place for each word.



green

good

free

light

purple





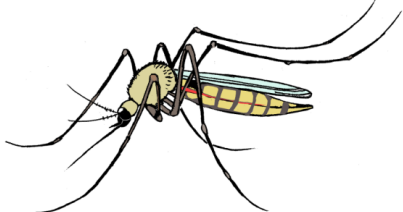





Module 1b

Unit 8: A helping hand

A. Literacy. Look at the poster. What is the message of the poster?
Where can you find this type of poster?

You cannot get HIV and AIDS from

 <p><i>sharing plates, cups, knives and forks</i></p>	 <p><i>shaking hands or touching people</i></p>
 <p><i>mosquito bites</i></p>	 <p><i>sharing toilets and bath tubs</i></p>
 <p><i>talking, coughing and sneezing</i></p>	 <p><i>living with a relative who has HIV or AIDS</i></p>

REMEMBER
People with HIV and AIDS need our care.

Module 1b

B. Literacy. Read the story.

At the Health Clinic

Vimbai and her son Ezekiel were at the health clinic. They were waiting for Ezekiel's next immunisation injection.

Bethsaida came into the waiting room.

"Hello!" said Vimbai. "What are you doing here?"

"My grandmother broke her leg," explained Bethsaida. "I'm here with the rest of my family. We're bringing her home today. But we've got to wait until the doctor says she's ready to go."

"There always seems to be lots of waiting when I come to the clinic," said Vimbai. "But I don't mind. I pass the time by reading the posters."

"I'm not very good at reading," said Bethsaida.

"All the posters have pictures to help you understand them," said Vimbai. "Look at this one. What do you think it's about?"

Bethsaida looked at the poster.

"It says HIV, AIDS at the top," she said. "It must be about that."

"Now look at the pictures. What do they show?"

Bethsaida looked at the pictures carefully. "Hmm... there's a picture of a mosquito and a picture of shaking hands. Is it about the ways you can't get HIV and AIDS?"

"That's right!" said Vimbai. "You can use the pictures to help you to understand the words."

"Now my grandmother's ready to leave the clinic," said Bethsaida.

"See you later!"

Module 1b

Shona

Vimbai nemwana wake Ezekiel vanga vari pachipatara. Vange vachimirira kuti Ezekiel abayiwe jekiseni rimwe rekudzivirira zvirwere.

Bethsaida anopinda mumupanda unogarwa nevakamirira kurapwa.

“Mhoror!” akadaror Vimbai. “Uri kuitei pano?”

“Mbuya vangu vakatyoka gumbo” akatsanangura Bethsaida. “Ndiri pano pamwe nevekumhuri kwedu. Tiri kuvatora kuenda navo kumba nhasi. Asi tiri kumirira kuti tipiwe mvumo nachiremba kuti tichivatora”.

“Nguva dzose vanhu vanomira nguva yakareba kuti vanhu vawane rubatsiro pachipatara pano” akadaror Vimbai. “Asi ini hazvindiodzi moyo. Ndinomirira zvangu ndichiverenga zvinyorwa zvakanamirwa kumadziro echipatara”.

“Ini handigoni kunyatsoverenga.” Akadaror Bethsaida.

“Zvakanamirwa zvose zvinoverengeka uye zvine mifananidzo inoita kuti unzwisise zvakanyorwapo” akadaror Vimbai.

“Tarisa iri. Unofunga kuti riri maererano nei?”

Bethsaida akatarisa zvakanyorwa papepa ranga rakanamirwa kumadziro.

“Rakanyorwa kuti HIV, AIDS pamusoro” akadaror Bethsaida.

“Rinofanira kunge riri kutaura naizvozvo.”

“Iko zvino chitarisa mifananidzo yaro. Inoratidza chii?”

Bethsaida akanyatsotarisa mifananidzo. “Hmm --- pane mifananidzo wenhunga nevari kukwazisana nenzira yekubatana maoko. Chinyorwa ichi chiri maererano nenzira dzekubatira nadzo chirwere cheHIV neAIDS”.

Module 1b

“Ndizvozvo.” Akadaro Vimbai. “Unokwanisa kushandisa mifananidzo kuti unzwisise zviru kurehwa nemanzwi.”

“Iko zvino Mbuya vapedzerwa zvave kuita kuti vachibuda muchipatara,” akadaro Bethsaida. “Tozoonanazve pane imwe nguva!”

Ndebele

ESIBHEDLELA

UVimbai lendodana yakhe uEzekiel babesesibhedlela. Babemelele ukuthi uEzekiel ahlatshwe ijekiseni yokuvikela imikhuhlane.

UBethsaida wasebuya endlini yokulindela.

“Kunjani!” Kusitsho uVimbai. “Wenzani lapha?”

“Ugogo wephuka unyawo,” kuphendula uBethsaida. “Imuli yonke ilapha. Uphuma namhlanje esibhedlela, siyabuyela laye ekhaya. Kodwa kumele sizwe ngokodotela ukuthi uyaphuma yini.”

“Kukhanya kulokulinda okukhulu esibhedlela,” kusitsho uVimbai.

“Akungikhathazi lokhu, ngichitha isikhathi sami esinengi ngibala imifanekiso lemibhalo esemdulini.”

“Angenelisi kangaka ukubala,” esitsho uBethsaida.

“Konke okunamathiselweyo emdulwini kulemifanekiso yokuncedisa ukuzwisisa,” kusitsho uVimbai.

“Khangela lo apha, ucabanga ukuthi kumayelana lani lokhu?

UBethsaida wakhangela imibhalo esemdulini.

“Ithi HIV, AIDS phezulu,” watsho. “Kungabe kumayelana lakhonokho.”

“Khangela imifanekiso le, itshengisani?”

UBethsaida wakhangelisisa imifanekiso. “Hmm...kulomfanekiso

Module 1b

weminyane lokuqhawulana izandla. Kumayelana lendlela ongeke wathola ngazo iHIV leAIDS?”

“Kuqondile!” kusitsho uVimbai. “Ungasebenzisa imifanekiso ukuzwisisa imibhalo.”

“Ugogo uselungele ukuphuma esibhedlela,” kwatsho uBethsaida.

“Ngizakubona kwesikhatshana esilandelayo!”

Kalanga

KUKILINIKA

UVimbai nembisana uwe eEzekiel baka beli kukilnika. Babakamilila kuti Ezekiel abhayiwe jekisen yedzibilila kuti abhakwe negwala. Bethsaida wakaswika kun’gumba yelindila.

Bethsaida waka hangana na Vimbai kukilniki.

‘Nothamani ipapa? Bethsaida ebhuzwa.

“Mbisana wangu wakafanila bhayiwa jekiseni.” kujalo Vimbai.

“Nohakani ipapa?”

“Kuku bangu bakavunika gumbo. Ndabuya nen’ha wedu wose. Tobandisa kanyi nasi. Koga takafanila lindila dokotela adzine atibudze kuti batjilulamila yenda.

“ Ndogozwa bona kulindigwa kwazo pa ndihha kukilniki,” kujalo Vimbai.” ‘koga anditoyela njele nebala kwakakwagwa muguma. Ndopedza lubaka ndibala zwaka kwagwa.

“Anditenyambi mubala, kujalo Bethsaida.

“Kose kwaka kwagwa mumakuma kunamifananidzo inobhatsha kuti

Module 1b

uwisise,” kujalo Vimbai.

‘Linga yeli. Unokumbula kuti loleba nekweni?’

“kulelu, pehugwi lakakwagwa kuti HIV, AIDS.’

‘Kwangwenu linga mifananidzo. Inolakidzani?’”

Bethsaida wakalinga mifananidzo zwibuyanana. Hmm...woyu mifananidzo unolakidza nyunyu nemaboko anoqhawulana. kungabe kwezila njinji dzinolakidza sawanika kwe HIV ne AIDS kene?

“Kwakalulama! Unga hingisa mifananidzo kuti uwisise mabala. ”

“Kwangwenu kuku batjilulamila bhuda mukiliniki,” kujalo Bethsaida. “Ndokubona hule kwelubaka.”

C. Literacy. Answer the questions about the story.

1. Why is Vimbai at the health clinic?
2. Why is Bethsaida at the health clinic?
3. Why does Bethsaida’s family have to wait?
4. Why doesn’t Vimbai mind waiting?
5. Why do the posters have pictures?

Module 1b

D. Numeracy. What's your number?



The Health Clinic

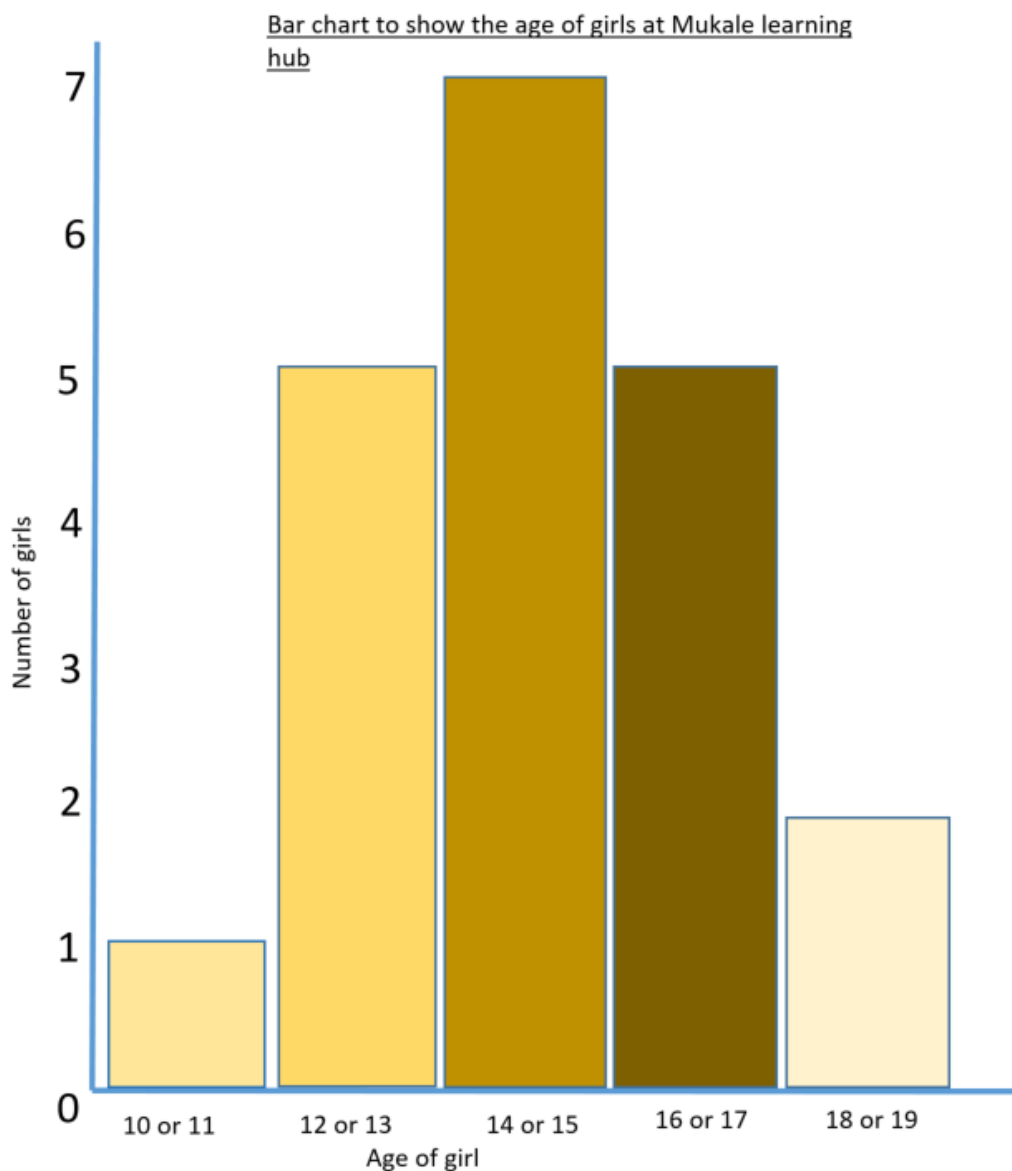
TEL: +263 8677 555555
 FACSIMILE: +263 555 555 555

PATIENT REGISTRATION FORM

PATIENT			
Surname	Forenames	Title	D.O.B.
Residential address		Postal address	
Email address		Allergies	
Height (cm)		Weight (kg)	
Cell phone		Home phone	
Employer name and address		Occupation	
Number of children	D.O.B. (child 1)	D.O.B. (child 2)	D.O.B. (child 3)
NEXT OF KIN			
Surname	Forenames	Title	Relationship
Residential address		Occupation	Cell phone
Business phone		Home phone	
Signature		Date	

Module 1b

E. Numeracy. Graphs and charts



Have you seen any bar charts or pictograms in real life? Write them down here.

Module 1b

F. Learning English. Match the words that sound the same.

your

red

said

her

are

for

were

car

G. Learning English. Write the words in the conversations.

“Is this _____ pen?”

“No, it isn’t. It’s _____ pen.”



“Hello, Chiedza,” said Vimbai.


“Hello, Vimbai,” _____ Chiedza. “How _____ you?”

“I’m fine,” said Vimbai. “How was _____ trip to Harare?”

“It was good,” said Chiedza.


“How _____ your uncle and aunt?” said Vimbai.

“They were fine,” said Chiedza.



Unit 9: Working together

A. Literacy. Look at the picture. Guess what happens in the story.



B. Literacy. Read the story that goes with the picture.

Giving medicine to chicks

Bethsaida came to Vimbai's home.

"I've got to give some medicine to my grandmother's chicks," she said to Vimbai. "Normally we do it together, but she can't do it with her broken leg. It's very important to do it, because keeping chickens is how my grandmother earns money. Can you come and

Module 1b

help me?”

“Of course,” said Vimbai.

Bethsaida’s grandmother was sitting next to a box with some chicks in it. She showed Vimbai a small plastic tube.

“This is a dropper,” she explained. Then she showed Vimbai how to take some medicine from a bottle into the dropper.

Bethsaida picked up a chick from the box and held it. She told Vimbai to put a drop of medicine into the chick’s eye.

Vimbai felt nervous. She was afraid of hurting the chick. Slowly and carefully, she put one drop of medicine into the chick’s eye.

“Is that how you do it?” she asked.

“Yes, that’s very good,” said Bethsaida’s grandmother. “Now you’ve got another 49 to do!”

Shona

Bethsaida akaenda kumba kwavana Vimbai.

“Ndinofanira kupa mushonga kunhiyo dzambuya vangu,” akadaro kuna Vimbai. “Kazhinji tinozviita pamwe chete asi mbuya vangu havakwanisi kuzviita nekuti vakatyoka gumbo. Unokwanisa kuuya kuzondibatsira here?”

“Hongu!” akadaro Vimbai.

Mbuya vaBethsaida vaiva vakagara pedyo nebhokisi ranga rine nhiyo Vakaraidza Vimbai chiereso chidiki chekupa nacho nhiyo mushonga.

“Ichi chiereso chekupa mushonga” mbuya vakatsanangura.

Module 1b

Vakabva varatidza Vimbai kuti anotora sei mushonga kubva mubhodhoru kuisa muchiereso.

Vimbai akaita sezvanga zvataurwa nambuya, akabva ati, “Zviri nyore”.

Bethsaida akati, “Ndizvozvo asi tichasvika zvino pakaoma pekunhonga kanhiyo sezvizvi wodonhedzera mushonga muziso macho”.

Mbuya vaBethsaida vakati, “Zvakakosha kuti muzviite zvinyoronyoro nekuti munogona kukuvadza nhiyo. Magadzirira here?”

“Tagadzirira.” Vimbai akadarro.

Bethsaida akanhonga kanhiyo kubva mubhokisi akakabata. Akataurira Vimbai kuti adonhedzere mushonga muziso mako. Vimbai ainzwa kutya. Aitya kukuvadza nhiyo. Akatora nguva yake zvinyoronyoro ndokudonhedzera donhwe rimwe remushonga muziso renhiyo.

“Sezvizvi here?” Vimbai akabvunza.

“Hongu wagona” Mbuya vaBethsaida vakadaira. “Zvino wasara nezvitiyo makumi mana nepfumbamwe zvekudonhedzera.”

Ndebele

Ukuthontisela amatshiyane umuthi

UBethsaida wethekelela uVimbai ngakibo.

“Kufanele ngiphe amatshiyane kagogo umuthi”, esitsho kuVimbai

“Besijayele ukukwenza sonke, kodwa kenelisi ngoba wephukile unyawo”.

“Ungabuya uzongincedisa na?”

Module 1b

“Yebo ngingakuncedisa,” kusitsho uVimbai

Ugogo kaBethsaida wayehlezi eduzane kwebhokisi elalilamatshiyane amanengi. Waqhubela uVimbai okokuthontisela. “Thatha okokuthontisela, ufake umuthi osembhodleleni,” echasisa. UVimbai wenza lokhu. “Bekulula,” kwatsho uVimbai.

“Yebo, kodwa sekusiza okunzima,” kusitsho uBethsaida.

“Ngiyadobha itshiyane njengalokhu, ubeusuthontisela ithonsi elilodwa lomuthi elihlweni letshiyane”.

“Kuqakathekile ukukwenza ngobunono,” kusitsho ugogo kaBethsaida. “Akumelanga ulimaze itshiyane. Usuzilungiselele na?”

“Yebo,” kusitsho uVimbai

UBethsaida wadobha itshiyane ebhokisini. UVimbai wathontisela umuthi elihlweni lalo.

“Njengalokhu?” ebuza.

“Yebo, wenze kuhle, “ kusitsho ugogo kaBethsaida. “Khathesi susalelwe ngalitshumi lasitshiyagalolunye okumele uwathontisele!”

Kalanga

Bethsaida wakakumba Vimbai kanyi kwabo.

‘Ndakafanila pa zwickukwana zwakuku nti,’ ejalo kuna Vimbai.

‘Togozwa kuthama tose nakuku ngono bakavunika gumbo.

“Ungandibhatsha kene?”

“Eh, kubvuma Vimbai.

Kuku baBethsaida baka baligele ntome kwebhokisi linazwickukwana.

Module 1b

Bakaswiswa Vimbai tjitjubhana tjepulasitiki.

“Tola tjubhana leli, ukodusa nti iwoyu umubhodlela uwu nse mutjubhana,” bethalusa.

Wakata ejalo Vimbai. “kwakulikulelu,” ejalo.

“Eh, koga kwebuya kunolema” kujalo Bethsaida. No milidza kukwana sawhoku, ukotonheka dongwe lenti muhiho lekukwana.

“Tjikulu whutebama,” kuleba kuku baBethsaida. Usikubadze kukwana. Watjizwi lulamisila?

“Eh,’ ebvuma Vimbai.

Bethsaida wakatola kukwana mubhokisi. Vimbai wakatonheka nti muhiho latjo.

“Sa whoku?” ebhuzwa.

“Eh, manake, “kujalo kuku baBethsaida, “kwatjisala kuti utonheke dzasala dziligumi linahhanakadzi!”

Module 1b

C. Literacy. Who does each thing? Vimbai, Bethsaida or Bethsaida's grandmother?

1. She usually helps Bethsaida to give medicine to the chicks.

- a) Vimbai b) Bethsaida c) Bethsaida's grandmother

2. She shows Vimbai a dropper.

- a) Vimbai b) Bethsaida c) Bethsaida's grandmother

3. She takes some medicine into the dropper.

- a) Vimbai b) Bethsaida c) Bethsaida's grandmother

4. She holds a chick.

- a) Vimbai b) Bethsaida c) Bethsaida's grandmother

5. She puts medicine in the chick's eye.

- a) Vimbai b) Bethsaida c) Bethsaida's grandmother

D. Literacy. Answer this question about story.

How do you think Vimbai felt while she gave medicine to the chicks?

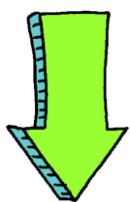
Module 1b

E. Learning English. Say the sound of the red letters in the word.

spoon stars fork down oil meat river

F. Learning English. Match the picture with the word. Then copy the word.

spoon stars fork down oil meat river



down



G. Learning English. Read and say the words from Part F.

Module 1b

H. Learning English. Think of a thing, person or place for each word.

short dark cheap hard brown



I. Learning English. Match the words that sound the same.

friend

play

they

your

saw

no

so

end

J. Learning English. Go to Page 85 and tell the story to another person.

Unit 10: Solving problems

A. Literacy. Look at the pictures. What do you think they show?

B. Literacy. Read the story that goes with the pictures.

Let's build a chicken run

It was the day after Bethsaida and Vimbai gave medicine to Bethsaida's grandmother's chicks. Bethsaida came to see Vimbai again. She asked Vimbai to help her to build a new chicken run for her grandmother's chickens. She had a book about keeping chickens, and there were some instructions for building a chicken run.

It was hard work, but some friends and neighbours helped them. They knew that selling the chickens and the eggs was how Bethsaida's grandmother earned money to live. They knew she needed a new chicken run, but she couldn't build one with her broken leg.

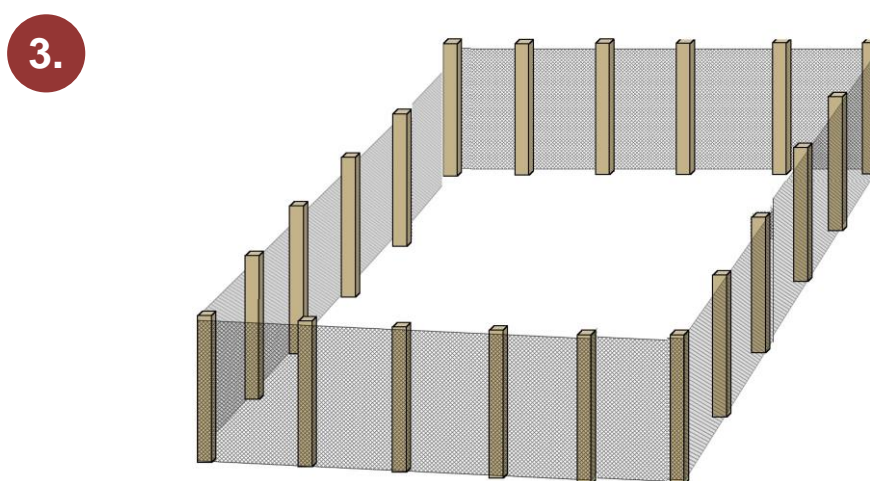

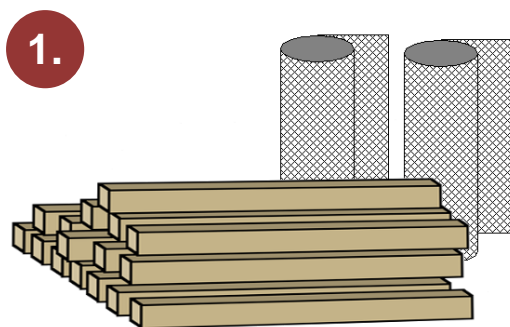
At the end of the day, they had built a good strong chicken run. Bethsaida's grandmother was very happy.

How to build a chicken run

1. For 20 chickens, it must be at least 5 metres x 5 metres. You need 20 metres of chicken wire, and 20 good strong sticks.

Module 1b

2. Put the sticks in the ground in a square. There must be about 1 metre between each stick.
3. Fix the chicken wire to the sticks. Make sure there are no holes, or the chickens will escape.



Shona

Rakanga rava zuva raitevera kubva zvapa Vimbai naBethsaida nhiyo dzambuya mushonga. Bethsaida akauya kuzoona Vimbai zvakare.

Akakumbira Vimbai kuti amubatsire kuvakira mbuya vake chirugu chitsva chehuku dzavo. Akanga aine gwaro rezvekuchengeta huku

Module 1b

zvakare maiva nemirairidzo yezvekuvaka chirugu.

Rakanga riri basa rakaoma, asi dzimwe shamwari nevavakidzani vakavabatsira. Vaiziva kuti kutengesa huku nemazai ndiko kwairaramisa mbuya vaBethsaida. Vaiziva kuti mbuya vaBethsaida waitoda chirugu chitsva asi vaisakwanisa kuchivaka negumbo rakatyoka.

Pakugumisira, vakanga vavaka chirugu chakanaka chakasimba.

Mirayiridzo yekuvaka chirugu

1. Chirugu chehuku makumi maviri chinofanira kuva mamita mashanu akawanzwa nemashanu. Unoda mamita makumi maviri ewaya yehuku, nezvimiti makumi maviri zvakanaka zvakasimba.
2. Isa zvimiti pasi muchimiro chesikweya. Panofanira kunge paine mita rimwe pakati pechimuti chimwe nechimwe.
3. Sungirira waya yehuku pazvimiti. Cherechedza kuti hapana maburi nekuti huku dzinogona kuzotiza.

Ndebele

Asakhe isilugu senkukhu

Kwakungemva kwelanga elilodwa uBethsaida loVimbai bethontisele amatshiyane kagogo kaVimbai umuthi, uBethsaida waphenduka ukuzobona uVimbai. Wacela uVimbai ukuthi amncedise ukwakha isilugu esitsha senkukhu zikagogo wakhe.

Kwakungumsebenzi onzima, kodwa abangane laomakhelwane babancedisa. Babekwazi ukuthi ugogo kaBethsaida wayezuza imali yokuziphilisa ngokuthengisa inkukhu lamaqanda. Babekwazi ukuthi

Module 1b

udinga isilugu senkukhu esitsha, kodwa engelisi ukusiyakha ngoba ephuke unyawo.

Lathi litshona ilanga , sebeyakhe isilugu senkukhu esihle esiqinileyo.

Ugogo kaBethsaida wathaba kakhulu.

Indlela yokwakha isilugu senkukhu

1. Esenkukhu ezingamatshumi amabili, kumele sibe ngamamitha amahlanu ubude siphinde sibe ngamitha amahlanu ububanzi. Kuzadingeka amamitha angamatshumi amabili awocingo, kanye lezigodo ezinhle eziqinileyo amatsgumi amabili.
2. Gebhela izigodo phansi zibelibhokisi. Izigodo lezi kumele zitshiyane ngesibanga esilimitha elilodwa.
3. Bophela ucingo lolu ezigodweni. UQaphele ungatshiyi izikhala, inkukhu zingaphuma.

Kalanga

Kwakuli hule kwehuba Bethsaida naVimbai batonheka zwickwana zwakuku baBethsaida. Bethsaida wakakumba Vimbai kakale.

Wakakumbila Vimbai kuti awumbatshe bebake danga lewhuku dzakuku babe. Waka enabhuku linoleba nekwepfuwa whuku, kakale

Module 1b

kwaka kunamilayo yebakiwa kwedanga ladzo.

Kwaka kulinhingo unolema, koga bamwe bakwinya nebabakidzani baka wobhatsha. Baka beziba kuti tengesa whuku nemabumbulu kwaka kulizila yewana mari kwakuku baBethsaida kuti betjile. Baka beziba kuti Kuku baBethsaida banohaka danga lewhuku lidzwa, koga besingakwanise negumbo labo lakavunika.

Hhuba linopela, baka batjibaka danga lewhuku lakasima. Kuku baBethsaida bakahana kwazo.

Zila yebaka danga lewhuku

1. Kwemakumi mabili ewhuku, kohakika danga libe mamitha mahanhu bulefu ndemamitha mahanhu bupfupi. Kohakika makumi mabili ewaya yewhuku, nemapangwana akanaka, akasima makumi mabili.
2. Tshila mapangwana uthame sikweya. Mapangwana iwawa akafanila siyanisiwa nemitha in'ompela.
3. Sungilila waya yewhuku pamapangwana. Usimise usisiye zwikhala ngobe whuku dzingapfuka.

Module 1b

C. Literacy. Answer the questions about the story.

1. What does Bethsaida ask Vimbai to do?
2. Why can't Bethsaida's grandmother build a new chicken run?
3. Where did Bethsaida find out about how to build a chicken run?
4. Who helped Bethsaida and Vimbai to build the new chicken run?
5. Why did those people help Bethsaida and Vimbai to build the new chicken run?

D. Learning English. Match the words that sound the same.

so

you

too

good

was

know

could

because

Module 1b



E. Learning English. Write the words in the conversations.

“I saw Vimbai and Zendaya this morning.”

“I _____! I was there _____!”

“Yes, _____ were there too.

I remember now.”



“Why were your cows in the river?”

“They were in the river _____ it was hot. They went there so they _____ be cool.”

Module 1b

F. Learning English. Write the words in the questions.

Did How What Who Why

_____ did you come to the SAGE sessions?

_____ you get what you hoped for?

_____ job do you want to do in the future?

_____ can you learn more about this job?

_____ can help you to start this job?

G. Literacy. Now ask your friend the questions above.

Module 1b

Appendix 1: Reading a simple text

Unit 2

Learning English. Read the story. Match the sentences with the pictures.

Sam is an ant.

Sam sits on a cat.

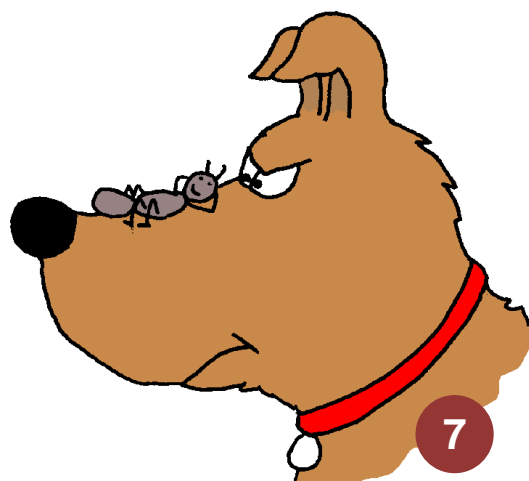





Sam sits in a nest.

Sam sits on a hat.

Sam rests on a dog.

Sam rests on a tap.

Sam is in a pan!



Module 1b

Unit 3

Learning English. Read the story. Match the sentences with the pictures.

The dog had a sock.

Come back dog!

The dog had a belt.



Come back dog!

The dog had a dress.

Come back dog!

The dog is on the bed.

Run, dog, run!



Module 1b

Unit 7

Learning English. Read the story. Match the sentences with the pictures.

A goat is in a boat.






A frog is on a log.

A bee is in a tree.

A rat is in a hat.

A hen is on a pen.

A snail is on a zebra's tail!



Module 1b

Unit 9

Learning English. Read the story.

“This is my friend, the frog!” said the cub.

“Yes, I am your friend,” said the frog.

“Where can we go to play?” said the cub.

“We can play by the river,” said the frog.


So they went to the river.

They saw a brown dog and a black bat.

“Can I play?” said the dog, but the cub said “No!”


“Can I play?” said the bat.

“No!” said the frog. “It is you and me, me and you!”



Module 1b

Squared paper



Module 1b

Acknowledgements

Except for third party materials and otherwise stated below, this content is made available under a Creative Commons Attribution-ShareAlike license. You are free to use, adapt and re-use this material as long as you credit this source appropriately and license the material under the same terms. For more information visit:

<https://creativecommons.org/licenses/by-sa/4.0/>

All illustrations and diagrams are included in the CC-BY-SA license apart from partner logos.

Every effort has been made to contact copyright holders. If any have been inadvertently overlooked the publishers will be pleased to make the necessary arrangements at the first opportunity.