




SAGE Module 1a

Learner's Support Pack



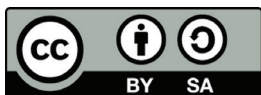
Name:

Welcome to the SAGE learner's support pack to help you whilst you are at home. The activities in this workbook will help you practise things you have been learning in the hub sessions. We hope that you will find the learning fun. We look forward to seeing you back at the hub.

The SAGE project is a collaboration with the Ministry of Primary and Secondary Education of the Government of Zimbabwe.

This material has been funded by UK aid from the UK government.

© The Open University, May 2020



This content is licensed under a Creative Commons Attribution-ShareAlike 4.0 License
<https://creativecommons.org/licenses/by-sa/4.0/>

Any third-party material that is excluded from this licence is outlined in the Acknowledgements.

Safeguarding information

Safeguarding is everyone's responsibility. Using these SAGE resources means applying universal principles of safeguarding for vulnerable people, including children and young people, and those with disabilities.

SAGE session guides and learner workbooks have safeguarding practice integrated in them. For wider circulation purposes, it has been removed as information is specific to each context and organisation. However, as a service provider, it is your responsibility to adhere to the relevant safeguarding standards in your area of operations. For SAGE, we decided it was key for learners and volunteers to be provided with the following information in their local language: how they should expect to be treated by the educators, staff, partners and community members who they will come into contact with as part of SAGE and the reporting mechanisms they can use if they feel unsafe. These reporting mechanisms are accessible, include the contact details of our organisation's safeguarding focal point and include safeguarding contacts who are internal and independent of our organisations.

There are external resources on Safeguarding that may be of interest such as this free course:

<https://www.futurelearn.com/courses/introduction-to-safeguarding-in-the-international-aid-sector/>

<https://www.open.edu/openlearncreate/globalsafeguarding>



SAFEGUARDING



If what is in these pictures happens to you or someone you know please let Plan International know so that we can support you & help in stopping the abuse.



You can contact us through the following channels:

1. You may tell a Child Care Worker (CCW) in your community to help report to Plan International or the Police.
2. You may call Childline Toll Free Number 116 for support and to reach Plan and other service providers.
3. You may get in touch with Plan through any trusted person who is able to make you make a report.

You may call Plan International Community Mobiliser directly



Reading a simple text

Learning English. Read the story. Match the sentences with the pictures.

Sam is an ant.

Sam sits on a cat.






Sam sits in a nest.

Sam sits on a hat.

Sam rests on a dog.

Sam rests on a tap.

Sam is in a pan!



Learning English. Read the story. Match the sentences with the pictures.

The dog had a sock.

Come back dog!

The dog had a belt.



Come back dog!

The dog had a dress.

Come back dog!

The dog is on the bed.

Run, dog, run!



Learning English. Read the story. Match the sentences with the pictures.

A goat is in a boat.






A frog is on a log.

A bee is in a tree.

A rat is in a hat.

A hen is on a pen.

A snail is on a zebra's tail!



Learning English. Read the story.

“This is my friend, the frog!” said the cub.

“Yes, I am your friend,” said the frog.

“Where can we go to play?” said the cub.

“We can play by the river,” said the frog.


So they went to the river.

They saw a brown dog and a black bat.

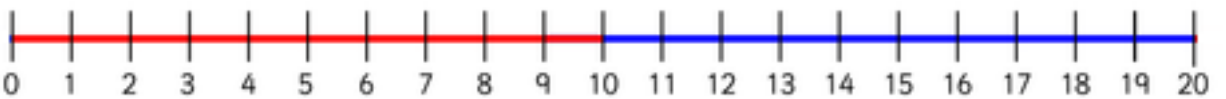
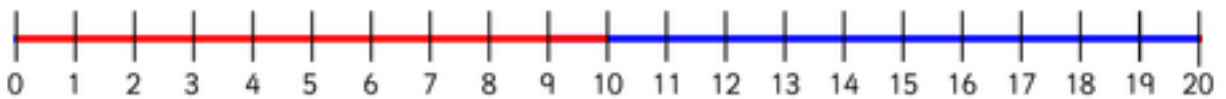
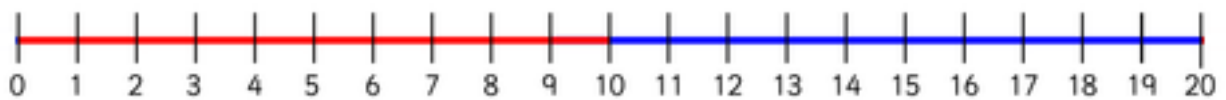
“Can I play?” said the dog, but the cub said “No!”

“Can I play?” said the bat.

“No!” said the frog. “It is you and me, me and you!”



Numeracy: Number lines



Numeracy: 1 – 100 number square.

1	2	3	4	5	6	7	8	9	10
11	12	13	14	15	16	17	18	19	20
21	22	23	24	25	26	27	28	29	30
31	32	33	34	35	36	37	38	39	40
41	42	43	44	45	46	47	48	49	50
51	52	53	54	55	56	57	58	59	60
61	62	63	64	65	66	67	68	69	70
71	72	73	74	75	76	77	78	79	80
81	82	83	84	85	86	87	88	89	90
91	92	93	94	95	96	97	98	99	100

Writing space

[illegible]


Writing space

[illegible]



Writing space

Squared paper



Squared paper

